

**EO**<sup>tm</sup>  
Original Parts

# Tractor Parts

*Parts Catalogue*



# About us

**Empire world Inc**, is a subsidiary company to the parent Organization of Empire Trading.

Empire group has been exporting Car, trailer, Truck and Tractor part to over 25 Countries for the last 20 Years. Empire is a High-tech Enterprise specialized development, production and sale of Auto parts.

## Quality Policy

We are committed to manufacture, supply and export Auto components to the entire satisfaction of Customers. Our aim is to progress through Continual Improvement in Quality & Productivity.

This is achieved through:

- Meeting the exact requirements of Quality & Productivity consistently.
- On time delivery.
- Building a Competent Work Force.
- Setting & reviewing quality objectives in every department.

## Our Brands



## Our Packing



# Index

---

<b>Bimetal Bush</b>	<b>1 - 19</b>
<b>Cam Shaft</b>	<b>20 - 21</b>
<b>Clutch &amp; Break Parts</b>	<b>22 - 28</b>
<b>Crown Wheel Pinion</b>	<b>29 - 32</b>
<b>Cylinder Head</b>	<b>33 - 35</b>
<b>Gear Parts</b>	<b>36 - 47</b>
<b>Hydraulic Parts</b>	<b>48 - 90</b>
<b>Spindle</b>	<b>91 - 93</b>
<b>Steering Parts</b>	<b>94 - 103</b>

---







# BIMETAL BUSH



# BIMETAL BUSH







S.NO.	TRACTOR NAME	EO REF NO.	PRODUCT	OEM	PHOTO	MATERIAL	MODEL NO.
1	Ford	EOATG5001	Side Gear Bush	E185 Eb9		C/L	2000 (1000 Series), 2000 US BUILT, 2100 (1000 Series), 2110 (1000 Series), 2110LCG, 2120 (1000 Series), 2150 (1000 Series), 230 (Industrial), 2300 (1000 Series), 230A, 230A US BUILT, 230AIND, 231 (Industrial), 231 US BUILT, 2310 (1000 Series), 233 (Industrial), 234 (Industrial), 2600 (100 Series), 2600 US BUILT, 2600N, 2600V, 2610 (10 Series), 2610 US BUILT, 2610V, 2910 (10 Series), 3000 (1000 Series), 3000 US BUILT, 3055 (1000 Series), 3100 (1000 Series), 3110 (10 Series), 3120 (1000 Series), 3150 (1000 Series), 3300 (1000 Series), 3310 (1000 Series), 333 (Industrial), 3330 (1000 Series), 334 (Industrial), 335 (Industrial), 335US BUILT, 3400 (Industrail), 3400 US BUILT, 340A, 3500 (Industrail), 3500 US BUILT, 3600 (100 Series), 3600 US BUILT, 3600N, 3600V, 3610 (10 Series), 3610 US BUILT, 3610N, 3610V, 3900 (100 Series), 3910 (10 Series), 4110 (10 Series), 4110 9LCG), 420 (Industrial), 4600 (100 Series), 4600SU, 515 (Industrial), 530 (Industrail), 530A, 531 (Industrial), 531 US BUILT, 532 (Industrail), 535 (Industrial)
2	Ford	EOATG5002	Front Support Bush	C5NN 3446A		Steel	2001 (1000 Series), 2000 US BUILT, 2100 (1000 Series), 2110 (1000 Series), 2110LCG, 2120 (1000 Series), 2150 (1000 Series), 230 (Industrial), 2300 (1000 Series), 230A, 230A US BUILT, 230AIND, 231 (Industrial), 231 US BUILT, 2310 (1000 Series), 233 (Industrial), 234 (Industrial), 2600 (100 Series), 2600 US BUILT, 2600N, 2600V, 2610 (10 Series), 2610 US BUILT, 2610V, 2910 (10 Series), 3000 (1000 Series), 3000 US BUILT, 3055 (1000 Series), 3100 (1000 Series), 3110 (10 Series), 3120 (1000 Series), 3150 (1000 Series), 3300 (1000 Series), 3310 (1000 Series), 333 (Industrial), 3330 (1000 Series), 334 (Industrial), 335 (Industrial), 335US BUILT, 3400 (Industrial), 3400 US BUILT, 340A, 3500 (Industrail), 3500 US BUILT, 3600 (100 Series), 3600 US BUILT, 3600N, 3600V, 3610 (10 Series), 3610 US BUILT, 3610N, 3610V, 3900 (100 Series), 3910 (10 Series), 4110 (10 Series), 4110 9LCG), 420 (Industrial), 4600 (100 Series), 4600SU, 515 (Industrial), 530 (Industrail), 530A, 531 (Industrial), 531 US BUILT, 532 (Industrail), 535 (Industrial)
3	Ford	EOATG5003	King Pin Bush	E27N 3109A		C/L	3600 (100 Series), 4600 (100 Series), 5000 (1000 Series), 5000 US BUILT, 5100 (1000 Series), 5110 (10 Series), 532 (Industrial), 5340 (40 Series), 5600 (100 Series), 5610 910 Series), 5900 (100 Series), 6410 (10 Series), 6600 (100 Series), 6610 (10 Series) 6710 (10 Series), 7000 (1000 Series), 7100 (1000 Series), 7410 (10 Series), 7600 (100 Series), 7610 (10 Series), 7710 (10 Series)
4	Massey Ferguson	EOATG5004	PTO Sleeve Bush	180 461M1		C/L	133 (100 Series), 135 (100 Series), 135 GAS / 135 PETROL, 135 US BUILT, 140 (100 Series), 145 (100 Series), 148 (100 Series), 150 (100 Series), 152 (100 Series), 155 (100 Series), 158 (100 Series), 165 (100 Series), 165 US BUILT, 168 (100 Series), 175 (100 Series), 175 US BUILT, 178 (100 Series), 178 US BUILT, 180 (100 Series), 185 (100 Series), 188 (100 Series), 20 ( Industrial Tractors), 2135 ( Industrial Tractors), 230 (200 Series), 230 US BUILT, 235 (200 Series), 255 (200 Series), 265 (200 Series), 275 (200 Series), 30 ( Industrial Tractors), 31 ( Industrial Tractors), 3165 ( Industrial Tractors), 35 (Pre 100 Series(1947-65)), 35 GAS / 35 PETROL, 35 US BUILT, 35X (Pre 100 Series(1947-65)), 40 (Industrial Tractors), 50 (Industrial Tractors), 65 (Pre 100 Series(1947-65)), 65 US BUILT, 765 (Pre 100 Series(1947-65)), 835 (Pre 100 Series(1947-65)), 865 (Pre 100 Series(1947-65)), TO35 (TE20 Series)



# BIMETAL BUSH






S.NO.	TRACTOR NAME	EO REF NO.	PRODUCT	OEM	PHOTO	MATERIAL	MODEL NO.
5	Massey Ferguson	EOATG5005	Brake Shaft Bush	180 801M1		C/L	1200 (Articulated Series), 135 (100 Series), 135 GAS / 135 PETROL, 148 (100 Series), 165 (100 Series), 168 (100 Series), 175 (100 Series), 178 (100 Series), 185 (100 Series), 188 (100 Series), 20C (Industrial Tractors), 20D (Industrial Tractors), 20F ( Industrial Tractors), 230 (200 Series), 235 BRAZILIAN, 240 (200 Series), 250 BRAZILIAN, 250X BRAZILIAN, 253 (200 Series), 265 BRAZILIAN, 275 BRAZILIAN, 290 BRAZILIAN, 292 BRAZILIAN, 295 BRAZILIAN, 296 BRAZILIAN, 297 BRAZILIAN, 298 BRAZILIAN, 299 BRAZILIAN, 30B (Industrial Tractors), 30D (Industrail Tractors), 30E (Industrial Tactors), 30H (Industrial Tractors), 35 (Pre 100 Series(1947-65)), 35 GAS / 35 PETROL, 35X (Pre 100 Series(1947-65)), 375E BRAZILIAN, 390E BRAZILIAN, 40 (Industrial Tractors), 40B (Industrial Tractors), 40E (Industrial Tractors), 410 UZEL, 415 BRAZILIAN, 420 UZEL, 425 BRAZILIAN, 435 BRAZILIAN, 440 BRAZILIAN, 445 BRAZILIAN, 460 BRAZILIAN, 465 BRAZILIAN, 475 BRAZILIAN, 481 BRAZILIAN, 492 BRAZILIAN, 50 (Industrial Tractors), 50A (Industrial Tractors), 50B (Industrial Tractors), 50C (Industrial Tractors), 50D (Industrial Tractors), 50E (Industrial Tractors), 50EX (Industrial Tractors), 50F (Industrial Tractors), 65 (Pre 100 series(1947-65)), TE20 (TE20 Series), TED20 (TE20 Series), TO35 (TE20 Series)
6	Massey Ferguson	EOATG5006	Brake Pedel Bush	195 910M1		C/L	135 (100 Series), 135 GAS / 135 PETROL, 135 US BUILT, 148 (100 Series), 150 (100 Series), 158 (100 Series), 165 (100 Series), 165 US BUILT, 168 (100 Series), 175 (100 Series), 175 US BUILT, 178 (100 Series), 178 US BUILT, 185 (100 Series), 188 (100 Series), 20 (Industrial Tractors), 20C (Industrial Tractors), 20D (Industrial Tractors), 20F (Industrial Tractors), 2135 (Industrial Tractors), 230 (200 Series), 230 US BUILT, 235 (200 Series), 240 (200 Series), 250 (200 Series), 253 (200 Series), 265 (200 Series), 275 (200 Series), 282 (200 Series), 282 US BUILT, 283 (200 Series), 283 BRAZILIAN, 290 (200 Series), 30 (Industrial Tractors), 30E (Industrial Tractors), 31 (Industrial Tractors), 3165 (Industrial Tractors), 35 (Pre 100 Series(1947-65)), 35 GAS / 35 PETROL, 35 US BUILT, 35X (Pre 100 Series(1947-65)), 375SE BRAZILIAN, 3905 BRAZILIAN, 40 (Industrial Tractors), 40B (Industrial Tractors), 40E (Industrial Tractors), 50 (Industrial Tractors), 65 (Pre 100 Series(1947-65)), 65 US BUILT, 765 (Pre 100 Series(1947-65)), FE35 (Pre 100 Series(1947-65)), TO35 (TE20 Series)
7	Ford	EOATG5007	Con Rod Bush	E1ADDN 6207		C/L	Major (Fordson), Power Major (Fordson), Super Major (Fordson)
8	Massey Ferguson	EOATG5008	Clutch Release Bush	184 592M1		C/L	1200 (Articulated Series), 135 (100 Series), 135 GAS /135 PETROL, 135 US BUILT, 148 (100 Series), 165 (100 Series), 168 (100 Series), 175 (100 Series), 178 (100 Series), 178 US BUILT, 185 (100 Series), 188 (100 Series), 20C (Industrial Tractors), 20D (Industrial Tractors), 20E (Industrial Tractors), 20F (Industrial Tractors), 230 (200 Series), 230US BUILT, 231 (200 Series), 235 (200 Series), 240 (200 Series), 245 (200 Series), 250 BRAZILIAN, 253 (200 Series), 255 (200 Series), 261 (200 Series), 265 BRAZILIAN, 270 (200 Series), 275 BRAZILIAN, 282 (200 Series), 282 US BUILT, 283 BRAZILIAN, 290 BRAZILIAN, 290 US BUILT, 292 BRAZILIAN, 297 BRAZILIAN, 298 BRAZILIAN, 299 BRAZILIAN, 30B (Industrial Tractors), 30D (Industrial Tractors), 30E (Industrial Tractors), 30H (Industrial Tractors), 35 (Pre 100 Series(1947-65)), 35 GAS / 35 PETROL, 35 US BUILT, 35X (Pre 100 Series(1947-65)), 375E BRAZILIAN, 390E BRAZILIAN, 40 (Industrial Tractors), 40B (Industrial Tractors), 40E (Industrial Tractors), 415 BRAZILIAN, 425 BRAZILIAN, 435 BRAZILIAN, 440 BRAZILIAN, 445 BRAZILIAN, 460 BRAZILIAN, 465 BRAZILIAN, 475 BRAZILIAN, 481 BRAZILIAN, 492 BRAZILIAN, 50 (Industrial Tractors), 50A (Industrial Tractors), 50B (Industrial Tractors), 50C (Industrial Tractors), 50D (Industrial Tractors), 50EX (Industrial Tractors), 50F (Industrial Tractors), 60H (Industrial Tractors), 65 (Pre 100 Series(1947-65)), TE20 (TE20 Series), TEA20 (TE20 Series), TED20 (TE20 Series), TO20 (TE20 Series), TO30 (TE20 Series), TO35 (TE20 Series)



# BIMETAL BUSH





S.NO.	TRACTOR NAME	EO REF NO.	PRODUCT	OEM	PHOTO	MATERIAL	MODEL NO.
9	Massey Ferguson	EOATG5009	Con Rod Bush Small	3113 4123		C/L	1014 (Landini Series), 1080 (1000 N.A. Series), 1100 (1000 N.A. Series), 1105 (1000 N.A. Series), 1114 (Landini Series), 1200 (Articulated Series), 1250 (Articulated Series), 165 (100 Series), 165 US BUILT, 168 (100 Series), 174 (100 Series), 175 (100 Series), 175 US BUILT, 178 (100 Series), 184 (100 Italian Series), 185 (100 Series), 188 (100 Series), 194 (100 Italian Series), 194 - 4, 240 (200 Series), 255 (200 Series), 2620 (2000 Series), 2640 (2000 Series), 2645 (2000 Series), 265 (200 Series), 2675 (2000 Series), 273 (200 Series), 274 (200 Series), 274SK, 275 (200 Series), 283 (200 Series), 284 (200 Series), 285 (FR), 285 US BUILT, 290 (200 Series), 290 BRAZILIAN, 290 US BUILT, 294 (200 Series), 3050 (3000 Series), 3060 (3000 Series), 3075 (3000 Series), 3080 (3000 Series), 3085 (3000 Series), 3090 (3000 Series), 3095 (3000 Series), 30D (Industrial Tractors), 3115 (3000 Series), 3505 (Industrial Tractors), 3610 (3600 Series), 362 (300 Series), 365 (300 Series), 372 (300 Series), 373 (300 Italian Series), 374 (300 Italian Series), 375 (300 Series), 375E BRAZILIAN, 377 (300 Italian Series), 383 (300 Italian Series), 384 (300 Italian Series), 387 (300 Italian Series), 390 (300 Series), 390E BRAZILIAN, 393 (300 Series), 397 (300 Series), 399 (300 Series), 4260 (4200/4300 Series), 4270 (4200/4300 Series), 440 BRAZILIAN, 50 (Industrial Tractors), 500, 50B (Industrial Tractors), 50C (Industrial Tractors), 50D (Industrial Tractors), 50E (Industrial Tractors), 50EX (Industrial Tractors), 510, 520, 525, 530, 565 (500 Series), 575 (500 Series), 590 (500 Series), 595 (500 Series), 6000, 6160 (6100 Series), 6170 (6100 Series), 6260 (6200 Series), 675 (600 Series), 690 (600 Series), 699 (600 Series),
10	Massey Ferguson	EOATG5010	Power Steering Bush	190 560M1		C/L	150 (100 Series), 165 (100 Series), 165 US BUILT, 168 (100 Series), 175 (100 Series), 175 US BUILT, 178 (100 Series), 185 (100 Series), 188 (100 Series), 265 (200 Series), 270 (200 Series), 275 (200 Series), 285 (FR), 285 US BUILT, 290 (200 Series), 375E BRAZILIAN, 390E BRAZILIAN, 50 (Industrial Tractors), 50B (Industrial Tractors), 50D (Industrial Tractors), 50E (Industrial Tractors), 50EX (Industrial Tractors), 50F (Industrial Tractors), 50H (Industrial Tractors), 50HX (Industrial Tractors), 565 (500 Series), 575 (500 Series), 590 (500 Series), 60H (Industrial Tractors), 65 (Pre 100 Series(1947-65)), 65 US BUILT, 675 (600 Series), 690 (600 Series)
11	Massey Ferguson	EOATG5011	Spindle Bush	183 086M1		C/L	1080 (1000 N.A. Series), 1085 (1000 N.A. Series), 135 (100 Series), 135 US BUILT, 165 (100 Series), 165 US BUILT, 168 (100 Series), 170, 175 (100 Series), 175 US BUILT, 178 (100 Series), 180 (100 Series), 185 (100 Series), 188 (100 Series), 20 (Industrial Tractors), 20C (Industrial Tractors), 20D (Industrial Tractors), 20E (Industrial Tractors), 20F (Industrial Tractors), 2135 (Industrial Tractors), 2200 (Industrial Tractors), 230 (200 Series), 230 US BUILT, 231 (200 Series), 235 (200 Series), 240 (200 Series), 245 (200 Series), 250 (200 Series), 253 (200 Series), 255 (200 Series), 261 (200 Series), 265 (200 Series), 275 (200 Series), 282 (200 Series), 282 US BUILT, 283 (200 Series), 285 (FR), 285 US BUILT, 290 (200 Series), 290 BRAZILIAN, 290 US BUILT, 30 (Industrial Tractors), 30B (Industrial Tractors), 30D (Industrial Tractors), 30E (Industrial Tractors), 30H (Industrial Tractors), 31 (Industrial Tractors), 3165 (Industrial Tractors), 340 (300 Series), 342 (300 Series), 35 US BUILT, 350 (300 Series), 352 (300 Series), 355 (300 Series), 360 (300 Series), 362 (300 Series), 365 (300 Series), 375 (300 Series), 375E BRAZILIAN, 390 (300 Series), 390E BRAZILIAN, 390T, 398 (300 Series), 399 (300 Series), 40 (Industrial Tractors), 40B (Industrial Tractors), 40E (Industrial Tractors), 4500 (Forklifts), 50 (Industrial Tractors), 565 (500 Series), 575 (500 Series), 590 (500 Series), 65 (Pre 100 Series(1947-65)), 65US BUILT, 670 (600 Series), 690 (600 Series), 765 (Pre 100 Series(1947-65)), 85 (Pre 100 Series(1947-65)), 88 (Pre 100 Series(1947-65)),





# BIMETAL BUSH






S.NO.	TRACTOR NAME	EO REF NO.	PRODUCT	OEM	PHOTO	MATERIAL	MODEL NO.
12	Massey Ferguson	EOATG5012	Rear Axle Shaft Bush	894 778M1		C/L	1200 (Articulated Series), 133 (100 Series), 135 (100 Series), 140 (100 Series), 145 (100 Series), 155 (100 Series), 158 (100 Series), 165 (100 Series), 168 (100 Series), 175 (100 Series), 185 (100 Series), 188 (100 Series), 235 BRAZILIAN, 240 (200 Series), 243 (200 Series), 250 BRAZILIAN, 250X BRAZILIAN, 253 (200 Series), 255 (200 Series), 260 (200 Series), 261 (200 Series), 265 BRAZILIAN, 265 S (TR), 275 BRAZILIAN, 285 (FR), 285 S (TR), 290 BRAZILIAN, 292 BRAZILIAN, 295 BRAZILIAN, 296 BRAZILIAN, 297 BRAZILIAN, 298 BRAZILIAN, 299 BRAZILIAN, 350 (300 Series), 352 (300 Series), 355 (300 Series), 360 (300 Series), 362 (300 Series), 365 (300 Series), 372 (300 Series), 375 (300 Series), 375E BRAZILIAN, 382 (300 Series), 390 (300 Series), 390E BRAZILIAN, 390T, 396 (300 Series), 399 (300 Series), 410 UZEL, 415 BRAZILIAN, 420 UZEL, 4225(4200/4300 Series), 4235(4200/4300 Series), 4245(4200/4300 Series), 425 BRAZILIAN, 4255(4200/4300 Series), 4260(4200/4300 Series), 4265(4200/4300 Series), 4270(4200/4300 Series), 4315(4200/4300 Series), 4325(4200/4300 Series), 4335(4200/4300 Series), 435 BRAZILIAN, 4355(4200/4300 Series), 4360(4200/4300 Series), 4370(4200/4300 Series), 440 BRAZILIAN, 445 BRAZILIAN, 460 BRAZILIAN, 465 BRAZILIAN, 475 BRAZILIAN, 481 BRAZILIAN, 492 BRAZILIAN,
13	Ford	EOATG5013	Con Rod Bush	C5NE 6207A		C/L	2000 (1000 Series), 2000 US BUILT, 2100 (1000 Series), 2110 (1000 Series), 2110LCG, 2120 (1000 Series), 2150 (1000 Series), 230 (Industrial), 2300 (1000 Series), 230A, 230A US BUILT, 231 (INDUSTRIAL), 231 US BUILT, 2310 (1000 Series), 233 (Industrial), 234 (Industrial), 2600 (100 Series), 2600 US BUILT, 2600N, 2600V, 2610 (10 Series), 2610 US BUILT, 2610V, 2810 (10 Series), 2910 (10 Series), 3000 (1000 Series), 3000 US BUILT, 3055 (1000 Series), 3100 (1000 Series), 3110 (10 Series), 3120 (1000 Series), 3150 (1000 Series), 3230 (30 Series), 3300 (1000 Series), 3310 (1000 Series), 333 (Industrial), 3330 (1000 Series), 334 (Industrial), 335 (Industrial), 335 US BUILT, 3400 (Industrial), 3400 US BUILT, 3 (30 Series), 3500 (Industrial), 3500 US BUILT, 3550 (Industrial), 3600 (100 Series), 3600 US BUILT, 3600N, 3600V, 3610 (10 Series), 2610 US BUILT, 3610V, 3900 (100 Series), 3910 (10 Series), 3910N, 3910V, 3930 (30 Series), 4000 (1000 Series), 4000 US BUILT, 4100 (1000 Series), 4110 (10 Series), 4110 US BUILT, 4110LCG, 4110N, 4110V, 4130 (30 Series), 4140 (1000 Series), 420 (Industrial), 420 US BUILT, 4200 (1000 Series), 4330 (30 Series), 4340 (40 Series), 4400 (Industrial), 4400 US BUILT, 4410 (10 Series), 445 (Industrial), 445 US BUILT, 445A, 445C, 450, 4500 (Industrial), 4500 US BUILT, 4600 (100 Series), 4600 US BUILT, 4600SU, 4610 (10 Series), 4610 US BUILT, 4610N, 4610V, 4630 (30 Series), 4830 (30 Series), 5000 (1000 Series), 5000 US BUILT, 5030 (30 Series), 5100 (1000 Series), 5110 (10 Series), 515 (Industrial), 5200 (1000 Series), 530A, 531 (Industrial), 531 US BUILT, 532 (Industrial), 532 US BUILT, 5340 (40 Series), 535 (Industrial), 535 US BUILT, 540 (Industrial), 540A, 540B, 545 (Industrial), 545 US BUILT, 545A, 550 (Backhoe), 5500 (Backhoe), 555 (Backhoe), 5550 (Backhoe), 555A, 555B, 555C, 5600 (100 Series), 5610 (10 Series), 5700 (100 Series), 5900 (100 Series), 6410 (10 Series), 650 (1954 - 1957 - Hundred Series), 6500 (Backhoe), 655 (Backhoe), 655C, 6600 (100 Series), 6610 (10 Series), 6700 (100 Series), 6710 (10 Series), 6810 (10 Series), 7000 (1000 Series), 7100 (1000 Series), 7200 (1000 Series), 7410 (10 Series), 7600 (100 Series), 7610 (10 Series), 7700 (100 Series), 7710 (10 Series), 7810 (10 Series), 7910 (10 Series), 8000 (1000 Series), 8200 (100 Series), 8210 (10 Series), 8530 (30 Series), 8600 (100 Series), 8630 (30 Series), 8700 (100 Series), 8730 (30 Series), 8830 (30 Series), 9700 (100 Series), TWIO (TW Series), TW15 (TW Series), TW20 (TW Series), TW25 (TW Series), TW30 (TW Series), TW35 (TW Series), TW5 (TW Series)





# BIMETAL BUSH







S.NO.	TRACTOR NAME	EO REF NO.	PRODUCT	OEM	PHOTO	MATERIAL	MODEL NO.
14	Ford	EOATG5014	Con Rod Bush	C9NN 6207C		C/L	2000 (1000 Series), 2100 (1000 Series), 2110 (1000 Series), 2120 (1000 Series), 2150 (1000 Series), 2300 (1000 Series), 231 (Industrial), 2310 (1000 Series), 2600 (1000 Series), 2600N, 2600V, 3000 (1000 Series), 3055 (1000 Series), 3100 (1000 Series), 3110 (10 Series), 3120 (1000 Series), 3150 (1000 Series), 3300 (1000 Series), 3310 (1000 Series), 3330 (1000 Series), 3400 (Industrial), 3500 (Industrial), 3550 (Industrial), 3600 (100 Series), 3600N, 3600V, 3900 (100 Series), 4000 (1000 Series), 4100 (1000 Series), 4110 (10 Series), 4140 (1000 Series), 4200 (1000 Series), 4330 (30 Series), 4340 (40 Series), 4400 (Industrial), 4410 (10 Series), 4500 (Industrial), 4600 (100 Series), 4600SU, 5000 (1000 Series), 5100 (1000 Series), 5110 (10 Series), 5200 (1000 Series), 531 (Industrial), 5340 (40 Series), 535 (Industrial), 5600 (100 Series), 5610 (10 Series), 5700 (100 Series), 6410 (10 Series), 6600 (100 Series), 6610 (10 Series), 6700 (100 Series), 6710 (10 Series), 6810 (10 Series), 70000 (1000 Series), 7100 (1000 Series), 7200 (1000 Series), 7410 (10 Series), 750, 7500 (Backhoe), 755 (Backhoe), 755A, 755B, 7600 (100 Series), 7610 (10 Series), 7700 (100 Series), 7810 (10 Series), 7910 (10 Series), 8000 (1000 Series), 8200 (100 Series), 8210 (10 Series), 8530 (30 Series), 8600 (100 Series), 8630 (30 Series), 8700 (100 Series), 8730 (30 Series), 8830 (30 Series), 9000 (1000 Series), 9200 (100 Series), 9600 (100 Series), 9700 (100 Series), TWIO (TW Series), TW15 (TW Series), TW20 (TW Series), TW25 (TW Series), TW30 (TW Series), TW35 (TW Series), TW5 (TW Series)
15	Ford	EOATG5015	Front Axle Bush	C5NN 3179A		Steel	3600 (100 Series), 4000 (1000 Series), 4400 (Industrial), 4400 US BUILT, 4500 (Industrial), 4500 US BUILT, 4600 (100 Series), 5000 (1000 Series), 5000 U BUILT, 5100 (1000 Series), 515 (Industrial), 515 US BUILT, 532 (Industrial), 5340 (40 Series), 535 (Industrial), 535 US BUILT, 5600 (100 Series), 5610 (10 Series), 5900 (100 Series), 6410 (10 Series), 6600 (100 Series), 6610 (10 Series), 6710 (10 Series), 7000 (1000 Series), 7100 (1000 Series), 7200 (1000 Series), 7410 (10 Series), 7600 (100 Series), 7610 (10 Series), 7710 (10 Series)
16	Ford	EOATG5016	Clutch Release Bush	C5NN 7A615A		C/L	2000(1000 Series), 2100(1000 Series), 2110(1000 Series), 2120(1000 Series), 2150(1000 Series), 2300(1000 Series), 230A, 231(Industrial), 2310(1000 Series), 233(Industrial), 234(industrial), 2500, 2600(100 Series), 2600(N), 2600(V), 2610(10 Series), 2610(V), 2810(10 Series), 2810(10 Series), 2910(10 Series), 3000(1000 Series), 3055(1000 Series), 3100(1000 Series), 3110(10 Series), 3120(1000 Series), 3150(1000 Series), 3300(1000 Series), 3310(1000 Series), 333(Industrial), 330(1000 Series), 334(Industrial), 335(Industrial), 3400(Industrial), 345 (C), 345(D), 3500(Industrial), 3550(Industrial), 3600(100 Series), 3600(N), 3600(V), 3610(10 Series), 3610(V), 3900(100 Series), 3910(10 Series), 3910(N), 3910(V), 4000(1000 Series), 4100(1000 Series), 4110(10 Series), 4110(N), 4110(V), 4140(1000 Series), 420(Industrial), 4200(1000 Series), 4330(30 Series), 4340(40 Series), 4400(Industrial), 4410(10 Series), 4500(Industrial), 4600(100 Series), 4600(SU), 4610(10 Series), 4610(N), 4610(SU), 4610(V), 5000(1000 Series), 5100(1000 Series), 515(Industrial), 5200(1000 Series), 530(A), 531(Industrial), 532(Industrial), 5340(40 Series), 535(Industrial), 545(C), 545(D), 550(Backhoe), 555(Backhoe), 555(A), 5600(100 Series), 5700(100 Series), 6600(100 Series), 6700(100 Series), 7000(1000 Series), 7100(1000 Series), 7200(1000 Series), 7600(100 Series), 7630, 7700(100 Series), 8000(1000 Series), 8030(Combines - Clayson), 8200(100 Series), 8600(100 Series), 8700(100 Series), 9000(1000 Series), 9200(100 Series), 9600(100 Series), 9700(100 Series), TW10(TW Series), TW20(TW Series), TW30(TW Series).



# BIMETAL BUSH








S.NO.	TRACTOR NAME	EO REF NO.	PRODUCT	OEM	PHOTO	MATERIAL	MODEL NO.
17	Massey Ferguson	EOATG5017	Front Axle Bush / Steering Shaft Bush	897 235M1		C/L	165 (100 Series), 168 (100 Series), 175 (100 Series), 178 (100 Series), 185 (100 Series), 188 (100 Series), 261 (200 Series), 265 (200 Series), 270 (200 Series), 275 (200 Series), 282 (200 Series), 282 U BUILT, 283 (200 Series), 285 (FR), 290 (200 Series), 290 US BUILT, 30D (Industrial Tractors), 350 (300 Series), 355 (300 Series), 360 (300 Series), 365 (300 Series), 375 (300 Series), 375E BRAZILIAN, 390 (300 Series), 390E BRAZILIAN, 398 (300 Series), 399 (300 Series), 425 BRAZILIAN, 425 XTRA BRAZILIAN, 4265 (4200/4300 Series), 435 BRAZILIAN, 435 XTRA BRAZILIAN, 440 BRAZILIAN, 445 BRAZILIAN, 445 XTRA BRAZILIAN, 50 (Industrial Tractors), 50 (Industrial Tractors), 50B (Industrial Tractors), 50E (Industrial Tractors), 50EX (Industrial Tractors), 50F (Industrial Tractors), 50H (Industrial Tractors), 50HX (Industrial Tractors), 565 (500 Series), 575 (500 Series), 590 (500 Series), 60H (Industrial Tractors), 6500 (Industrial Tractors), 670 (600 Series), 675 (600 Series), 690 (600 Series), 699 (600 Series)
18		EOATG5018	Steering Column Bush	C5NN 3517A		C/L	2000 (1000 Series), 2000 US BUILT, 2030, 2100 (1000 Series), 2110 (1000 Series), 2110LCG, 2120 (1000 Series), 2150 (1000 Series), 230 (Industrial), 2300 (1000 Series), 230A, 230A US BUILT, 231 (Industrial), 231 US BUILT, 2310 (1000 Series), 233 (Industrial), 234 (Industrial), 2600 (100 Series), 2600 US BUILT, 2500N, 2600V, 2610 (10 Series), 2610 US BUILT, 2810 (10 Series), 2910 (10 Series), 3000 (1000 Series), 3000 US BUILT, 3055 (1000 Series), 3100 (1000 Series), 3110 (10 Series), 3120 (1000 Series), 3150 (1000 Series), 3230 (30 Series), 3300 (1000 Series), 3310 (1000 Series), 333 (Industrial), 3330 (1000 Series), 334 (Industrial), 335 (Industrial), 335 US BUILT, 340 (Industrial), 3400 (Industrial), 3400 US BUILT, 3430 (30 Series), 3500 (Industrial), 3550 (Industrial), 3600 (100 Series), 3600 US BUILT, 3600N, 3600V, 3610 (10 Series), 3610 US BUILT, 3610V, 3900 (100 Series), 3910 (10 Series), 3910V, 3930 (30 Series), 3930N, 4000 (1000 Series), 4000SU, 4100 (1000 Series), 4110 (10 Series), 4110 US BUILT, 4110LCG, 4110V, 4130 (30 Series), 4130N, 4140 (1000 Series), 420 (Industrial), 4330 (30 Series), 4340 (40 Series), 4400 (Industrial), 4410 (10 Series), 4500 (Industrial), 4600 (100 Series), 4600 US BUILT, 4600SU, 4610 (10 Series), 4610 US BUILT, 4610N, 4610SU, 4610V, 4630 (30 Series), 4630N, 4830 (30 Series), 4830N, 5000 (1000 Series), 5030 (30 Series), 5100 (1000 Series), 5110 (10 Series), 515 (Industrial), 530 (Industrial), 530A, 531 (Industrial), 531 US BUILT, 532 (Industrial), 5340 (40 Series), 535 (Industrial), 535 US BUILT, 540 (Industrial), 5600 (100 Series), 5610 (10 Series), 5900 (100 Series), 6410 (100 Series), 6600 (100 Series), 6610 (10 Series), 7000 (1000 Series), 7100 (1000 Series), 7600 (100 Series), 7610 (10 Series),
19	Ford	EOATG5019	Brake Release Bush / Pedal Bush	C5NN 2461D		C/L	5000 (1000 Series), 5100 (1000 Series), 5200 (1000 Series), 5600 (100 Series), 5610 (10 Series), 5700 (100 Series), 5900 (100 Series), 6600 (100 Series), 6610 (10 Series), 7000 (1000 Series), 7010 (10 Series), 7100 (1000 Series), 7200 (1000 Series), 7600 (100 Series), 7610 (10 Series), 8010 (10 Series), 8030 (Combined - Clayton)
20	Massey Ferguson	EOATG5020	Top End Bush	1853 112M1		C/L	165 (100 Series), 168 (100 Series), 175 (100 Series), 178 (100 Series), 185 (100 Series), 188 (100 Series), 265 (200 Series), 275 (200 Series), 282 (200 Series), 285 (FR), 290 (200 Series), 375E BRAZILIAN, 390E BRAZILIAN



# BIMETAL BUSH












S.NO.	TRACTOR NAME	EO REF NO.	PRODUCT	OEM	PHOTO	MATERIAL	MODEL NO.
21	Ford	EOATG5021	Hyd.Pump Bush	195 949M1		C/L	1080 (1000 N.A. Series), 1085 (1000 N.A. Series), 1200 (Articulated Series), 133 (100 Series), 135 (100 Series), 135 GAS / 135 PETROL, 135 US BUILT, 140 (100 Series), 148 (100 Series), 152 (100 Series), 158 (100 Series), 165 (100 Series), 168 (100 Series), 175 (100 Series), 175 US BUILT, 178 (100 Series), 178 US BUILT, 180 (100 Series), 185 (100 Series), 188 (100 Series), 20 (Industrial Tractors), 20C (Industrial Tractors), 20D (Industrial Tractors), 20E (Industrial Tractors), 20F (Industrial Tractors), 230 (200 Series), 230 US BUILT, 231 (200 Series), 235 (200 Series), 240 (200 Series), 250 (200 Series), 253 (200 Series), 255 (200 Series), 261 (200 Series), 265 (200 Series), 270 (200 Series), 275 (200 Series), 282 (200 Series), 282 US BUILT, 283 (200 Series), 283 BRAZILIAN, 285 (FR), 285 US BUILT, 290 US BUILT, 298 (200 Series), 30 (Industrial Tractors), 30B (Industrial Tractors), 30D (Industrial Tractors), 30E (Industrial Tractors), 31 (Industrial Tractors), 35 (PRE 100 Series(1947-65)), 35 US BUILT, 360 (300 Series), 362 (300 Series), 375 (300 Series), 383 (300 Italian Series), 390 (300 Series), 390T, 393 (300 Italian Series), 396 (300 Series), 398 (300 Series), 399 (300 Series), 40 (Industrial Tractors), 40B (Industrial Tractors), 40E (Industrial Tractors), 50 (Industrial Tractors), 50C (Industrial Tractors), 50D (Industrial Tractors), 50E (Industrial Tractors), 550 (500 Series), 565 (500 Series), 575 (500 Series), 590 (500 Series), 65 (PRE 100 Series(1947-65)), 65 US BUILT, 670 (600 Series), 690 (600 Series), 698 (600 Series), 699 (600 Series), 765 (Pre 100 Series(1947-65))
22	Ford	EOATG5022	King Pin Bush / Spindle Bush	C5NN 3109A		Steel	3010S, 3600 (100 Series), 4010S, 4600 (100 Series), 5000 (1000 Series), 5000 US BUILT, 5010S, 5030 (30 Series), 5100 (1000 Series), 5110 (10 Series), 5200 (1000 Series), 532 (Industrial), 5340 (40 Series), 5600 (100 Series), 5610 (10 Series), 5610S, 5900 (100 Series), 6410 (10 Series), 6600 (100 Series), 6610 (10 Series), 6610S, 6710 (10 Series), 6810 (10 Series), 7000 (1000 Series), 7100 (1000 Series), 7200 (1000 Series)7410 (10 Series), , 7600 (100 Series), 7610 (10 Series), 7610S, 7630, 7700 (100 Series), 7710 (10 Series), 7810 (10 Series), 7810S, 8000 (1000 Series), 8200 (100 Series), 8600 (100 Series), 9000 (1000 Series), 9200 (100 Series), 9600 (100 Series)
23	Ford	EOATG5023	King Pin Bush / Spindle Inner Bush	C5NN 3110A		Steel	2310 (1000 Series), 2810 (10 Series), 2910 (10 Series), 3010S, 3600 (100 Series), 3610 (10 Series), 3910 (10 Series),3910N, 3910V, 4010S, 4110 (10 Series), 4110N, 4110V, 4600 (100 Series), 4610 (10 Series), 4610N, 4610V, 5000 (1000 Series), 5010S, 5100 (1000 Series), 5110 (10 Series), 5200 (1000 Series), 532 (Industrial), 5340 (40 Series), 5600 (100 Series), 5610 (10 Series), 5610S, 5900 (100 Series), 6410 (10 Series), 6600 (100 Series), 6610 (10 Series), 6610S, 6710 (10 Series), 6810 (10 Series), 7000 (100 Series), 7610 (10 Series), 7610S, 7630, 7700 (10 Series), 7810 (10 Series), 7810S
24	Ford	EOATG5024	Front Axle Bush / Pivot Pin Bush	C5NN 3153A		Steel	2310 (1000 Series), 2810 10 Series), 2910 (10 Series), 3010S, 3600 (100 Series), 3610 (10 Series), 3910 (10 Series), 3910N, 3910V, 4010S, 4110 (10 Series), 4110N, 4110V, 4600 (100 Series), 4610 (10 Series), 4610N, 4610V, 5000 (1000 Series), 5010S, 5100 (1000 Series), 5110 (10 Series), 5200 (1000 Series), 532 (Industrial), 5340 (40 Series), 5600 (100 Series), 5610 (10 Series), 5610S, 5900 (100 Series), 6410 (10 Series), 6600 (100 Series), 6610 (10 Series), 6610S, 6710 (10 Series), 6810 (10 Series), 7000 (100 Series), 7610 (10 Series), 7610S, 7630, 7700 (10 Series), 7810 (10 Series), 7810S
25	Ford	EOATG5025	Steering Shaft Bush	C5NN 3179B		Steel	3600 (100 Series), 4000 (1000 Series), 4400 (Industrial), 4400 US BUILT, 4600 (100 Series), 5000 (1000 Series), 5000 US BUILT, 5100 (100 Series), 515 ( Industrial), 515 US BUILT, 532 (Industrial), 5340 (40 Series), 5600 (100 Series), 5610 (10 Series), 5900 (100 Series), 6410 (10 Series), 6600 (100 Series), 6610 (10 Series), 6710 (10 Series), 7000 (1000 Series), 7100 (1000 Series), 7200 (1000 Series), 7410 (10 Series), 7600 (100 Series), 7610 (10 Series), 7710 (10 Series)



# BIMETAL BUSH






S.NO.	TRACTOR NAME	EO REF NO.	PRODUCT	OEM	PHOTO	MATERIAL	MODEL NO.
26	Perkins	EOATG5026	Con Rod Bush	3113 4151		C/L	A3.144 (CB), A3.152 (CD), A4.192 (JB), A4.203 (JD), AD3.152 (CE), AD4.203 (JE), T3.152.4 (CN)
27	Massey Ferguson	EOATG5027	Steering Bush / Spindle Bush	196060M1		C/L	150 (100 Series), 40 (Industrial) 50 (Industrial), 65 Pre 100 Series(1947-65)), 65 US BUILT, 765 (Pre 100 Series(1947-65))
28	Massey Ferguson	EOATG5028	Centre Bolt Bush	1660114M1		C/L	133 (100 Series), 135 (100 Series), 135 GAS / 135 PETROL, 145 (100 Series), 148 (100 Series), 152 (100 Series), 155 (100 Series), 158 (100 Series), 20B (Industrial Tractors), 2135 (Industrail Tractors), 230 (200 Series), 235 (200 Series), 240 (200 Series), 250 (200 Series), 255 (200 Series), 260 (200 Series), 550 (200 Series)
29	Massey Ferguson	EOATG5029	Steering Bush / Shaft	1850517M1		C/L	165 (100 Series), 168 (100 Series), 175 (100 Series), 178 (100 Series), 185 (100 Series), 188 (100 Series), 265 (200 Series), 275 (200 Series), 282 (200 Series), 285 (FR), 290 (200 Series), 375E BRAZILIAN, 390E BRAZILIAN, 50 (Industrial Tractors), 65 (Pre 100 Series(1947-65)), 65 US BUILT
30	Ford	EOATG5030	Cam Shaft Brg Bush	CSNE 6261B		BU-85	2000 (1000 Series), 2100 (1000 Series), 2110 (1000 Series), 2120 (1000 Series), 2150 (1000 Series), 230 (Industrial), 2300 (1000 Series), 230A, 231 (Industrial), 2310 (1000 Series), 233 (Industrail), 234 (Industrial), 250C, 2600 (100 Series), 2610 (10 Series), 2810 (10 Series), 2810 (10 Series), 2910 (10 Series), 3000 (1000 Series), 3055 (1000 Series), 3100 (1000 Series), 3120 (1000 Series), 3150 (1000 Series), 3230 (30 Series), 3300 (1000 Series), 3310 (1000 Series), 333 (Industrial), 3330 (1000 Series), 334 (Industrial), 335 (Industrial), 3400 (Industrial), 3430 (30 Series), 345C, 345D, 3900 (100 Series), 3910 (10 Series), 3910V, 3930 (30 Series), 3930N, 4000 (1000 Series), 4100 (1000 Series), 4110 (10 Series), 4110V, 4130 (30 Series), 4130N, 4140 (1000 Series), 420 (Industrial), 4200 (1000 Series), 4330 (30 Series), 4340 (40 Series), 4400 (Industrial), 4410 (10 Series), 445 (Industrial), 4600 (100 Series), 4610 (10 Series), 4610N, 4610V, 4630 (30 Series), 4630N, 4830 (30 Series), 4830N, 5000 (1000 Series), 5000 US BUILT, 5030 (30 Series), 5100 (1000 Series), 5110 (10 Series), 515 (Industrial), 5200 (1000 Series), 530A, 531 (Industrial), 532 (Industrial), 5340 (40 Series), 535 (Industrial), 545C, 545D, 550 (Backhoe), 5500 (Backhoe), 555 (Backhoe), 5550 (Backhoe), 555A, 555C, 555D, 5600 (100 Series), 5610 (10 Series), 6510S, 5640 (40 Series), 5700 (100 Series), 575 (Backhoe), 575D, 5900 (100 Series), 6410 (10 Series), 650 (1954 - 57 - Hundred Series), 6500 (Backhoe), 655 (Backhoe), 655A, 655C, 655D, 6600 (100 Series), 6610 (10 Series), 6610S, 6640 (40 Series), 6700 (100 Series), 6710 (10 Series), 675 (Backhoe), 675D, 675E, 6810 (10 Series), 6810S, 7000 (1000 Series), 7010 (10 Series), 7100 (1000 Series), 7200 (1000 Series), 7410 (10 Series), 750, 7500 (Backhoe), 755 (Backhoe), 755A, 755B, 7600 (100 Series), 7610 (10 Series), 7610S, 7700 (100 Series), 7710 (10 Series), 7740 (40 Series), 7810 (10 Series), 7810S, 7840 (40 Series), 7910 (10 Series), 8000 (1000 Series), 8010 (10 Series), 8030 (Combines - Clayson), 8160 (60 Series), 8200 (100 Series), 8210 (10 Series), 8240 (40 Series), 8260 (60 Series), 8340 (40 Series), 8360 (60 Series), 8530 (30 Series), 8560 (60 Series), 8600 (100 Series), 8630 (30 Series), 8670 (70 Series), 8670A, 8700 (100 Series), 8730 (30 Series), 8770 (70 Series), 8770A, 8830 (30 Series), 8870 (70 Series), 8870A, 8970 (70 Series), 8970A, 9000 (1000 Series), 9200 (100 Series), 9600 (100 Series), 9700 (100 Series), TM110 (TM Series), TM115 (TM Series), TM120 (TM Series), TM125 (TM Series), T,130 (TM Series), TM135 (TM Series), TM140 (TM Series), TM150 (TM Series), TM155 (TM Series), TM165 (TM Series), TM175 (TM Series), TM180 (TM Series), TM190 (TM Series), TS100 (TS Series), TS110 (TS Series), TS115 (TS Series), TS120 (TS Series), TS80 (TS Series), TS90 (TS Series), TW10 (TW Series), TW15 (TW Series), TW20 (TW Series), TW25 (TW Series), TW30 (TW Series), TW35 (TW Series), TW5 (TW Series)

S.NO.	TRACTOR NAME	EO REF NO.	PRODUCT	OEM	PHOTO	MATERIAL	MODEL NO.
31	Massey Ferguson	EOATG5031	Con Rod Bush	31134131/ 744971m1		C/L	6860 (60 Series), 8860 (60 Series), 9060 (60 Series), 9080 (80 Series), 9880 (80 Series), Advantage 95 (Advantage Series), Atlas 100 (Atlas Series), Atlas 70 (Atlas Series), Atlas 80 (Atlas Series), Atlas 90 (Atlas Series), Blizzard 95 (Blizzard Series), Ghibli 100 (Ghibli Series), Ghibli 80 (Ghibli Series), Ghibli 90 (Ghibli Series), Globus 65 (Globus Series), Globus 75 (Globus Series), Globus 80 (Globus Series), LARGE 14500, LARGE 16000, LARGE 16500, Legend 105 (Legend Series), Legend 115 (Legend Series), Legend 120 (Legend Series), LEGEND 125, Legend 130 (Legend Series), LEGEND 135, Legend 140 (Legend Series), Legend 145 (Legend Series), Legend 160 (Legend Series), Legend 165 (Legend Series), Legend 180 (Legend Series), LEGEND 185, MYTHOS 100 (Mythos Series), Mythos 115 (Mythos Series), Mythos 90 (Mythos Series), REX 100 (Orchard Tractors- REX Series), Rex 70 (Orchard Tractors- REX Series), Rex 70 (Vineyard- REX Series), Rex 80 (Orchard Tractors- REX Series), Rex 80 (Vineyard Tractors- REX Series), Rex 90 (Orchard Tractors- REX Series), Rex 95 (Orchard Tractors- REX Series), TREKKER 100 (Crawler Tractors-Trekker Series), Trekker70 (Crawler Tractors-Trekker Series), Trekker 80 (Crawler Tractors-Trekker Series), Trekker 90 (Crawler Tractors-Trekker Series), Trekker 95 (Crawler Tractors-Trekker Series), Vision 100 (Vision Series), Vision 80 (Vision Series), Vision 90 (Vision Series)
32	Massey Ferguson	EOATG5032	Camshaft Bush	31134164		C/L	1007 (Landini Series), 165 (100 Series), 165 US BUILT, 168 (100 Series), 174 (100 italian Series), 175 (100 Series), 175 US BUILT, 178 (100 Series), 184 (100 italian Series), 185 (100 Series), 188 (100 Series), 194 (100 italian Series), 194 - 4, 240 (200 Series), 255 (200 Series), 265 (200 Series), 273 (200 Series), 274 (200 Series), 274SK, 275 (200 Series), 283 (200 Series), 284 (200 Series), 285 (FR), 285 US BUILT, 290 (200 Series), 290 US BUILT, 293 (200 Series), 294 (200 Series), 3050 (3000 Series), 3065 (3000 Series), 3070 (3000 Series), 3075 (3000 Series), 362 (300 Series), 365 (300 Series), 372 (300 Series), 373 (300 italian Series), 374 (300 italian Series), 375 (300 Series), 375E BRAZILIAN, 377 (300 italian Series), 383 (300 italian Series), 384 (3000 italian Series), 387 (3000 italian Series), 390E BRAZILIAN, 390T, 393 (3000 italian Series), , 398 (300 Series), 440 BRAZILIAN, 50B (Industrial Tractors), 50C (Industrial Tractors), 50H (Industrial Tractors), 560 (500 eries), 575 (500 Series), 6000, 60H (Industrial Tractors), 6130 (6100 Series), 6140 (6100 Series), 6150 (6100 Series), 6235 (6200 Series), 6245 (6200 Series), 6255 (6200 Series), 6265 (6200 Series), 675 (600 Series), 690 (600 Series), 698T
33	Massey Ferguson	EOATG5033	Spindle Bush	882327M1		C/L	365 (300 Series), 375 (300 Series), 383 (300 Series), 390 (300 Series), 390T, 393 (300 Italian Series), 396 (300 Series), 398 (300 Series), 399 (300 Series), 50 (Industrial Tractors), 50B (Industrial Tractors), 50D (Industrial Tractors), 50E (Industrial Tractors), 50EX (Industrial Tractors), 50F (Industrial Tractors), 50H (Industrial Tractors), 50HX (Industrial Tractors), 60H (Industrial Tractors), 6500H (Industrial Tractors)
34	Massey Ferguson	EOATG5034	Spindle Bush	180345M1		C/L	135 (100 Series), 135 GAS / 135 PETROL, 135 US BUILT, 148 (100 Series), 150 (100 Series), 158 (100 Series), 165 (100 Series), 165 US BUILT, 168 (100 Series), 175 (100 Series), 175 US BUILT, 178 (100 Series), 178 US BUILT, 185 (100 Series), 188 (100 Series), 20 (Industrial Tractors), 20C (Industrial Tractors), 20D (Industrial Tractors), 20F (Industrial Tractors), 2135 (Industrial Tractors), 230 (200 Series), 230 US BUILT, 235 (200 Series), 240 (200 Series), 250 (200 Series), 253 (200 Series), 265 (200 Series), 275 (200 Series), 282 (200 Series), 282 US BUILT, 283 (200 Series), 283 BRAZILIAN, 290 (200 Series), 30 (Industrial Tractors), 30E (Industrial Tractors), 31 (Industrial Tractors), 3165 (Industrial Tractors), 35 (Pre 100 Series(1947-65)), 35 GAS / 35 PETROL, 35 US BUILT, 35X (Pre 100 Series(1947-65)), 375SE BRAZILIAN, 3905 BRAZILIAN, 40 (Industrial Tractors), 40B (Industrial Tractors), 40E (Industrial Tractors), 50 (Industrial Tractors), 65 (Pre 100 Series(1947-65)), 65 US BUILT, 765 (Pre 100 Series(1947-65)), FE35 (Pre 100 Series(1947-65)), TO35 (TE20 Series)



# BIMETAL BUSH






S.NO.	TRACTOR NAME	EO REF NO.	PRODUCT	OEM	PHOTO	MODEL NO.
35	Massey ferguson	EOATG5036	Break bush small	180801M1		1200 (Articulated Series), 135 (100 Series), 135 GAS / 135 PETROL, 148 (100 Series), 165 (100 Series), 168 (100 Series), 175 (100 Series), 178 (100 Series), 185 (100 Series), 188 (100 Series), 20C (Industrial Tractors), 20D (Industrial Tractors), 20F (Industrial Tractors), 230 (200 Series), 235 BRAZILIAN, 240 (200 Series), 250 BRAZILIAN, 250X BRAZILIAN, 253 (200 Series), 265 BRAZILIAN, 275 BRAZILIAN, 290 BRAZILIAN, 292 BRAZILIAN, 295 BRAZILIAN, 296 BRAZILIAN, 297 BRAZILIAN, 298 BRAZILIAN, 299 BRAZILIAN, 30B (Industrial Tractors), 30D (Industrial Tractors), 30E (Industrial Tractors), 30H (Industrial Tractors), 35 (Pre 100 Series(1947-65)), 35 GAS / 35 PETROL, 35X (Pre 100 Series(1947-65)), 375E BRAZILIAN, 390E BRAZILIAN, 40 (Industrial Tractors), 40B (Industrial Tractors), 40E (Industrial Tractors), 410 UZEL, 415 BRAZILIAN, 420 UZEL, 425 BRAZILIAN, 435 BRAZILIAN, 440 BRAZILIAN, 445 BRAZILIAN, 460 BRAZILIAN, 465 BRAZILIAN, 475 BRAZILIAN, 481 BRAZILIAN, 492 BRAZILIAN, 50 (Industrial Tractors), 50A (Industrial Tractors), 50B (Industrial Tractors), 50C (Industrial Tractors), 50D (Industrial Tractors), 50E (Industrial Tractors), 50EX (Industrial Tractors), 50F (Industrial Tractors), 65 (Pre 100 Series(1947-65)), TE20 (TE20 Series), TEA20 (TE20 Series), TED20 (TE20 Series), TO35 (TE20 Series)
36	Massey ferguson	EOATG5037	Hyd lift Arm	1870934M1		1080 (1000N.A. Series), 1200 (Articulated Series), 133 (100 Series), 135 (100 Series), 135 GAS / 135 PETROL, 140 (100 Series), 148 (100 Series), 152 (100 Series), 158 (100 Series), 165 (100 Series), 168 (100 Series), 175 (100 Series), 178 (100 Series), 185 (100 Series), 188 (100 Series), 20 (Industrial Tractors), 20C (Industrial Tractors), 20D (Industrial Tractors), 20E (Industrial Tractors), 20F (Industrial Tractors), 230 (200 Series), 230 US BUILT, 231 (200 Series), 235 (200 Series), 240 (200 Series), 245 (200 Series), 250 (200 Series), 253 (200 Series), 255 (200 Series), 261 (200 Series), 265 (200 Series), 270 (200 Series), 275 (200 Series), 282 (200 Series), 282 US BUILT, 283 (200 Series), 283 BRAZILIAN, 285 (FR), 285 US BUILT, 290 (200 Series), 290 US BUILT, 298 (200 Series), 30 (Industrial Tractors), 30B (Industrial Tractors), 30D (Industrial Tractors), 30E (Industrial Tractors), 340 (300 Series), 342 (300 Series), 350 (300 Series), 352 (300 Series), 355 (300 Series), 360 (300 Series), 362 (300 Series), 365 (300 Series), 372 (300 Series), 375 (300 Series), 375E BRAZILIAN, 382 (300 Series), 383 (300 Italian Series), 390 (300 Series), 390E BRAZILIAN, 390T, 398 (300 Series), 399 (300 Series), 40 (Industrial Tractors), 40B (Industrial Tractors), 40E (Industrial Tractors), 50 (Industrial Tractors), 50C (Industrial Tractors), 50D (Industrial Tractors), 50E (Industrial Tractors), 50EX (Industrial Tractors), 50F (Industrial Tractors), 50H (Industrial Tractors), 50HX (Industrial Tractors), 565 (500 Series), 575 (500 Series), 590 (500 Series), 595 (500 Series), 670 (600 Series), 675 (600 Series), 690 (600 Series), 698 (600 Series), 698T, 699 (600 Series)
37	Massey ferguson	EOATG5038	Steering bush	1850517		165 (100 Series), 168 (100 Series), 175 (100 Series), 178 (100 Series), 185 (100 Series), 188 (100 Series), 265 (200 Series), 275 (200 Series), 282 (200 Series), 285 (FR), 290 (200 Series), 375E BRAZILIAN, 390E BRAZILIAN, 50 (Industrial Tractors), 65 (Pre 100 Series(1947-65)), 65 US BUILT










# BIMETAL BUSH



S.NO.	TRACTOR NAME	EO REF NO.	PRODUCT	OEM	PHOTO	MODEL NO.
38	Massey furgueson	EOATG5039	Centre pin Bush	1660114M1		133 (100 Series), 135 (100 Series), 134 GAS / 135 PETROL, 145 (100 Series), 148 (100 Series), 152 (100 Series), 155 (100 Series), 158 (100 Series), 20B (Industrial), 2135 (Industrial), 230 (200 Series), 235 (200 Series), 240 (200 Series), 250 (200 Series), 255 (200 Series), 260 (200 Series), 550 (500 Series)
39	Massey furgueson	EOATG5040	Oil Pump Bush	1865012		1080 (1000 N.A. Series), 1085 (1000 Series N.A. Series), 1200 (Articulated Series), 133 (100 Series), 135 (100 Series), 135 GAS / 135 PETROL, 135 US BUILT, 140 (100 Series), 148 (100 Series), 152 (100 Series), 158 (100 Series), 165 (100 Series), 168 (100 Series), 175 (100 Series), 175 US BUILT, 178 (100 Series), 178 US BUILT, 180 (100 Series), 185 (100 Series), 188 (100 Series), 20 (Industrial Tractors), 20C (Industrial Tractors), 20D (Industrial Tractors), 20E (Industrial Tractors), 20F (Industrial Tractors), 230 (200 Series), 230 US BUILT, 231 (200 Series), 235 (200 Series), 240 (200 Series), 250 (200 Series), 253 (200 Series), 255 (200 Series), 261 (200 Series), 265 (200 Series), 270 (200 Series), 275 (200 Series), 282 (200 Series), 282 US BUILT, 283 (200 Series), 283 BRAZILIAN, 285 (FR), 285 US BUILT, 290 US BUILT, 290 (200 Series), 30 (Industrial Tractors), 30B (Industrial Tractors), 30D (Industrial Tractors), 30E (Industrial Tractors), 31 (Industrial Tractors), 35 (Pre 100 Series(1947-65)), 35 US BUILT, 360 (300 Series), 362 (300 Series), 375 (300 Series), 382 (300 Italian Series), 390 (300 Series), 390T, 393 (300 Italian Series), 396 (300 Series), 398 (300 Series), 399 (300 Series), 40 (Industrial Tractors), 40B (Industrial Tractors), 40E (Industrial Tractors), 50 (Industrial Tractors), 50C (Industrial Tractors), 50D (Industrial Tractors), 50E (Industrial Tractors), 550 (500 Series), 565 (500 Series), 575 (500 Series), 590 (500 Series), 65 (Pre 100 Series(1947-65)), 65 US BUILT, 670 (600 Series), 690 (600 Series), 698 (600 Series), 699 (600 Series), 765 (Pre 100 Series(1947-65))
40	Massey furgueson	EOATG5041	C.R Bush	31134131		1134 (Landini Series), 2680 (2000 Series), 2685 (2000 Series), 2720 (2000 Series), 2725 (2000 Series), 3065 (2000 Series), 3070 (2000 Series), 3075 (2000 Series), 3120 (2000 Series), 3125 (2000 Series), 3140 (2000 Series), 3630 (3600 Series), 3635 (3600 Series), 3645 (3600 Series), 3650 (3600 Series), 3655 (3600 Series), 390T, 398 (300 Series), 500, 560 (500 Series), 565 (500 Series), 6130 (6100 Series), 3140 (6100 Series), 6150 (6100 Series), 6180 (6100 Series), 6190 (6100 Series), 6235 (6200 Series), 6245 (6200 Series), 6255 (6200 Series), 6265 (6200 Series), 6270 (6200 Series), 6280 (6200 Series), 6290 (6200 Series), 660 BRAZILIAN, 750, 760, 8110 (8100 Series), 8120 (8100 Series), 8130 (8100 Series), 8130 (8100 Series), 8140 (8100 Series), 8150 (8100 Series), 820 (Pre 100 Series(1947-65)), 8220 (8200 Series), 825 (Pre 100 Series(1947-65)), 830, 835 (Pre 100 Series(1947-65)), 840






S.NO.	TRACTOR NAME	EO REF NO.	PRODUCT	OEM	PHOTO	MODEL NO.
41	Massey furgueson	EOATG5042	Break bush big	195910M1		135 (100 Series), 135 GAS / 135 PETROL, 135 US BUILT, 148 (100 Series), 150 (100 Series), 158 (100 Series), 165 (100 Series), 165 US BUILT, 168 (100 Series), 175 (100 Series), 175 US BUILT, 178 (100 Series), 178 US BUILT, 185 (100 Series), 188 (100 Series), 20 (Industrial Tractors), 20C (Industrial Tractors), 20D (Industrial Tractors), 20F (Industrial Tractors), 2135 (Industrial Tractors), 230 (200 Series), 230 US BUILT, 235 (200 Series), 240 (200 Series), 250 (200 Series), 253 (200 Series), 265 (200 Series), 275 (200 Series), 282 (200 Series), 282 US BUILT, 283 (200 Series), 283 BRAZILIAN, 290 (200 Series), 30 (Industrial Tractors), 30E (Industrial Tractors), 31 (Industrial Tractors), 3165 (Industrial Tractors), 35 (Pre 100 Series(1947-65)), 35 GAS / 35 PETROL, 35 US BUILT, 35X (Pre 100 Series(1947-65)), 375E BRAZILIAN, 390 BRAZILIAN, 40 (Industrial Tractors), 40B (Industrial Tractors), 40E (Industrial Tractors), 50 (Industrial Tractors), 65 (Pre 100 Series(1947-65)), 65 US BUILT, 765 (Pre 100 Series(1947-65)), FE35 (Pre 100 Series(1947-65)), TO35 (TE20 Series)
42	Massey furgueson	EOATG5043	Cam shaft Bush	31134132		1007 (Landini Series), 165 (100 Series), 165 US BUILT, 168 (100 Series), 174 (100 Italian Series), 175 (100 Series), 175 US BUILT, 178 (100 Series), 184 (100 Italian Series), 185 (100 Series), 188 (100 Series), 194 (100 Italian Series), 194-4, 240 (200 Series), 255 (200 Series), 265 (200 Series), 273 (200 Series), 274 (200 Series), 274SK, 275 (200 Series), 283 (200 Series), 284 (200 Series), 285 (FR), 285 US BUILT, 290 (200 Series), 290 US BUILT, 293 (200 Series), 294 (200 Series), 3050 (3000 Series), 3065 (3000 Series), 3070 (3000 Series), 3075 (3000 Series), 362 (300 Series), 365 (300 Series), 372 (300 Series), 373 (300 Italian Series), 374 (300 Italian Series), 375 (300 Series), 375E BRAZILIAN, 377 (300 Italian Series), 383 (300 Italian Series), 384 (300 Italian Series), 387 (300 Italian Series), 390E BRAZILIAN, 390T, 393 (300 Italian Series), 398 (300 Series), 440 BRAZILIAN, 50B (Industrial Tractors), 50C (Industrial Tractors), 50H (Industrial Tractors), 560 (500 Series), 565 (500 Series), 575 (500 Series), 6000, 60H (Industrial Tractors), 6130 (6100 Series), 6140 (6100 Series), 6150 (6100 Series), 6235 (6200 Series), 6245 (6200 Series), 6255 (6200 Series), 6265 (6200 Series), 675 (600 Series), 690 (600 Series), 698T
43	Massey furgueson	EOATG5044	PTO Bush	532883M1		135 (100 Series), 135 GAS / 135 PETROL, 148 (100 Series), 165 (100 Series), 165 US BUILT, 168 (100 Series), 185 (100 Series), 188 (100 Series), 20 (Industrial Tractors), 20C (Industrial Tractors), 20D (Industrial Tractors), 20F (Industrial Tractors), 230 (200 Series), 230 US BUILT, 231 (200 Series), 235 (200 Series), 240 (200 Series), 245 (200 Series), 250 (200 Series), 253 (200 Series), 255 (200 Series), 260 (200 Series), 261 (200 Series), 265 (200 Series), 265 S (TR), 270 (200 Series), 275 (200 Series), 282 (200 Series), 282 US BUILT, 283 (200 Series), 283 BRAZILIAN, 285 S(TR), 290 (200 Series), 290 US BUILT, 30 (Industrial Tractors), 30B (Industrial Tractors), 30D (Industrial Tractors), 30E (Industrial Tractors), 35 (Pre 100 Series(1947-65)), 35 GAS / 35 PETROL, 350 (300 Series), 355 (300 Series), 360 (300 Series), 365 (300 Series), 375 (300 Series), 375E BRAZILIAN, 383 (300 Italian Series), 390 (300 Series), 390E BRAZILIAN, 40 (Industrial Tractors), 40B (Industrial Tractors), 40E (Industrial Tractors), 50 (Industrial Tractors), 550 (500 Series), 565 (500 Series), 575 (500 Series), 590 (500 Series), 675 (600 Series), 690 (600 Series)

S.NO.	TRACTOR NAME	EO REF NO.	PRODUCT	OEM	PHOTO	MODEL NO.
44	Massey furgueson	EOATG5045	Cross Shaft bush	3611558M1		1080 (1000 N.A. Series), 1200 (Articulated Series), 133 (100 Series), 135 (100 Series), 135 GAS / 135 PETROL, 140 (100 Series), 148 (100 Series), 152 (100 Series), 158 (100 Series), 165 (100 Series), 168 (100 Series), 175 (100 Series), 178 (100 Series), 185 (100 Series), 188 (100 Series), 20 (Industrial Tractors), 20C (100 Series), 20D (100 Series), 20E (100 Series), 20F (100 Series), 230 (200 Series), 230 US BUILT, 231 (200 Series), 235 (200 Series), 240 (200 Series), 245 (200 Series), 250 (200 Series), 253 (200 Series), 255 (200 Series), 261 (200 Series), 265 (200 Series), 270 (200 Series), 275 (200 Series), 282 (200 Series), 282 US BUILT, 283 (200 Series), 283 BRAZILIAN, 285 (FR), 285 US BUILT, 290 (200 Series), 290 US BUILT, 298 (200 Series), 30 (Industrial Tractors), 30B (Industrial Tractors), 30D (Industrial Tractors), 30E (Industrial Tractors), 340 (300 Series), 342 (300 Series), 350 (300 Series), 352 (300 Series), 355 (300 Series), 360 (300 Series), 362 (300 Series), 365 (300 Series), 372 (300 Series), 375 (300 Series), 375E BRAZILIAN, 382 (300 Series), 383 (300 Series), 390 (300 Series), 390E BRAZILIAN, 390T, 398 (300 Series), 399 (300 Series), 40 (Industrial Tractors), 40B (Industrial Tractors), 40E (Industrial Tractors), 50 (Industrial Tractors), 50C (Industrial Tractors), 50D (Industrial Tractors), 50E (Industrial Tractors), 50EX (Industrial Tractors), 50F (Industrial Tractors), 50H (Industrial Tractors), 50HX (Industrial Tractors), 565 (500 Series), 575 (500 Series), 590 (500 Series), 595 (500 Series), 670 (600 Series), 675 (600 Series), 690 (600 Series), 698 (600 Series), 698T, 699 (600 Series)
45	Massey furgueson	EOATG5046	Clutch Bush / Pedel Bush	184592M1		1200 (Articulated Series), 135 (100 Series), 135 GAS / 135 PETROL, 148 (100 Series), 165 (100 Series), 168 (100 Series), 175 (100 Series), 178 (100 Series), 185 (100 Series), 188 (100 Series), 20C (Industrial Tractors), 20D (Industrial Tractors), 20F (Industrial Tractors), 230 (200 Series), 235 BRAZILIAN, 240 (200 Series), 250 BRAZILIAN, 250X BRAZILIAN, 253 (200 Series), 265 BRAZILIAN, 275 BRAZILIAN, 290 BRAZILIAN, 292 BRAZILIAN, 295 BRAZILIAN, 296 BRAZILIAN, 297 BRAZILIAN, 298 BRAZILIAN, 299 BRAZILIAN, 30B (Industrial Tractors), 30D (Industrial Tractors), 30E (Industrial Tractors), 30H (Industrial Tractors), 35 (Pre 100 Series(1947-65)), 35 GAS / 35 PETROL, 35X (Pre 100 Series(1947-65)), 375E BRAZILIAN, 390E BRAZILIAN, 40 (Industrial Tractors), 40B (Industrial Tractors), 40E (Industrial Tractors), 410 UZEL, 415 BRAZILIAN, 420 UZEL, 425 BRAZILIAN, 435 BRAZILIAN, 440 BRAZILIAN, 445 BRAZILIAN, 460 BRAZILIAN, 465 BRAZILIAN, 475 BRAZILIAN, 481 BRAZILIAN, 492 BRAZILIAN, 50 (Industrial Tractors), 50A (Industrial Tractors), 50B (Industrial Tractors), 50C (Industrial Tractors), 50D (Industrial Tractors), 50E (Industrial Tractors), 50EX (Industrial Tractors), 50F (Industrial Tractors), 60H (Industrial Tractors), 65 (Pre 100 Series(1947-65)), TE20 (TE20 Series), TEA20 (TE20 Series), TED20 (TE20 Series), TO20 (TE20 Series), TO30 (TE20 Series), TO35 (TE20 Series)



# BIMETAL BUSH



S.NO.	TRACTOR NAME	EO REF NO.	PRODUCT	OEM	PHOTO	MODEL NO.
46	Massey furgueson	EOATG5047	C.R Bush	31134123		1014 (Landini Series), 1080 (1000 N.A. Series), 1100 (1000 N.A. Series), 1105 (1000 N.A. Series), 1144 (Landini Series), 1200 (Articulated Series), 1250 (Articulated Series), 165 (100 Series), 165 US BUILT, 168 (100 Series), 174 (100 Italian Series), 175 (100 Series), 175 US BUILT, 178 (100 Series), 184 (100 Italian Series), 185 (100 Series), 188 (100 Series), 194 (100 Italian Series), 194-4, 240 (200 Series), 255 (200 Series), 2620 (2000 Series), 2640 (2000 Series), 2645 (2000 Series), 265 (200 Series), 2675 (2000 Series), 273 (200 Series), 274 (200 Series), 274SK, 275 (200 Series), 283 (200 Series), 284 (200 Series), 285 (FR), 285 US BUILT, 290 (200 Series), 290 BRAZILIAN, 290 US BUILT, 294 (200 Series), 3050 (3000 Series), 3060 (3000 Series), 3075 (3000 Series), 3080 (3000 Series), 3085 (3000 Series), 3090 (3000 Series), 3095 (3000 Series), 30D (Industrial Tractors), 3115 (3000 Series), 3505 (Industrial Tractors), 3610 (3600 Series), 362 (300 Series), 372 (300 Series), 373 (300 Italian Series), 374 (300 Italian Series), 375 (300 Series), 375E BRAZILIAN, 377 (300 Italian Series), 383 (300 Italian Series), 384 (300 Italian Series), 387 (300 Italian Series), 390 (300 Series), 390E BRAZILIAN, 393 (300 Italian Series), 397 (300 Italian Series), 399 (300 Series), 4260 (4200/4300 Series), 4270 (4200/4300 Series), 440 BRAZILIAN, 50 (Industrial Tractors), 500, 50B (Industrial Tractors), 50C (Industrial Tractors), 50D (Industrial Tractors), 50E (Industrial Tractors), 50EX (Industrial Tractors), 510, 520, 525, 530, 565 (500 Series), 575 (500 Series), 590 (500 Series), 595 (500 Series), 6000, 6160 (6100 Series), 6170 (6100 Series), 6260 (6200 Series), 675 (600 Series), 690 (600 Series), 699 (600 Series)
47	Massey furgueson	EOATG5048	C.R Bush	3112A005		275 (200 Series), 283 BRAZILIAN, 290 (200 Series), 3425, 3435, 3445, 3455, 375E BRAZILIAN, 390E BRAZILIAN, 410 UZEL, 4245 (4200/4300), 4255 (4200/4300), 4265 (4200/4300), 430 UZEL, 4325 (4200/4300), 4335 (4200/4300), 4345 (4200/4300), 4355 (4200/4300), 4360 (4200/4300), 4365 (4200/4300), 4370 (4200/4300), 440 XTRA BRAZILIAN, 460 XTRA BRAZILIAN, 481 BRAZILIAN, 492 BRAZILIAN, 5410, 5420 (5400 Series), 5425 (5400 Series), 5430 (5400 Series), 5435 (5400 Series), 5440 (5400 Series), 5445 (5400 Series), 5450 (5400 Series), 5455 (5400 Series), 5460 (5400 Series), 5460SA, 5465 (5400 Series), 6445 (6400 Series), 6455 (6400 Series), 6460 (6400 Series), 6465 (6400 Series), 6470 (6400 Series), 6475 (6400 Series), 6480 (6400 Series), 7465 (7400 Series), 7475 (7400 Series), 7480 (7400 Series), 8925 (Telescopic Handlers), 8926 (Telescopic Handlers), 89410, 8947 (Telescopic Handlers)
48	Massey furgueson	EOATG5049	Splinder Bush	183086M1		1080 (1000 N.A. Series), 1085 (1000 Series N.A. Series), 1200 (Articulated Series), 133 (100 Series), 135 (100 Series), 135 GAS / 135 PETROL, 135 US BUILT, 140 (100 Series), 148 (100 Series), 152 (100 Series), 158 (100 Series), 165 (100 Series), 168 (100 Series), 175 (100 Series), 175 US BUILT, 178 (100 Series), 178 US BUILT, 180 (100 Series), 185 (100 Series), 188 (100 Series), 20 (Industrial Tractors), 20C (Industrial Tractors), 20D (Industrial Tractors), 20E (Industrial Tractors), 20F (Industrial Tractors), 230 (200 Series), 230 US BUILT, 231 (200 Series), 235 (200 Series), 240 (200 Series), 250 (200 Series), 253 (200 Series), 255 (200 Series), 261 (200 Series), 265 (200 Series), 270 (200 Series), 275 (200 Series), 282 (200 Series), 282 US BUILT, 283 (200 Series), 283 BRAZILIAN, 285 (FR), 285 US BUILT, 290 US BUILT, 290 (200 Series), 30 (Industrial Tractors), 30B (Industrial Tractors), 30D (Industrial Tractors), 30E (Industrial Tractors), 31 (Industrial Tractors), 35 (Pre 100 Series(1947-65)), 35 US BUILT, 360 (300 Series), 362 (300 Series), 375 (300 Series), 382 (300 Italian Series), 390 (300 Series), 390T, 393 (300 Italian Series), 396 (300 Series), 398 (300 Series), 399 (300 Series), 40 (Industrial Tractors), 40B (Industrial Tractors), 40E (Industrial Tractors), 50 (Industrial Tractors), 50C (Industrial Tractors), 50D (Industrial Tractors), 50E (Industrial Tractors), 550 (500 Series), 565 (500 Series), 575 (500 Series), 590 (500 Series), 65 (Pre 100 Series(1947-65)), 65 US BUILT, 670 (600 Series), 690 (600 Series), 698 (600 Series), 699 (600 Series), 765 (Pre 100 Series(1947-65)), 85 (Pre 100 Series(1947-65)), 88 (Pre 100 Series(1947-65))



# BIMETAL BUSH







S.NO.	TRACTOR NAME	EO REF NO.	PRODUCT	OEM	PHOTO	MODEL NO.
49	Massey furgueson	EOATG5050	Oil Pump Bush	1664491M2		1080 (1000 N.A. Series), 1085 (1000 Series N.A. Series), 1200 (Articulated Series), 133 (100 Series), 135 (100 Series), 135 GAS / 135 PETROL, 135 US BUILT, 140 (100 Series), 148 (100 Series), 152 (100 Series), 158 (100 Series), 165 (100 Series), 168 (100 Series), 175 (100 Series), 175 US BUILT, 178 (100 Series), 178 US BUILT, 180 (100 Series), 185 (100 Series), 188 (100 Series), 20 (Industrial Tractors), 20C (Industrial Tractors), 20D (Industrial Tractors), 20E (Industrial Tractors), 20F (Industrial Tractors), 230 (200 Series), 230 US BUILT, 231 (200 Series), 235 (200 Series), 240 (200 Series), 250 (200 Series), 253 (200 Series), 255 (200 Series), 261 (200 Series), 265 (200 Series), 270 (200 Series), 275 (200 Series), 282 (200 Series), 282 US BUILT, 283 (200 Series), 283 BRAZILIAN, 285 (FR), 285 US BUILT, 290 US BUILT, 290 (200 Series), 30 (Industrial Tractors), 30B (Industrial Tractors), 30D (Industrial Tractors), 30E (Industrial Tractors), 31 (Industrial Tractors), 35 (Pre 100 Series(1947-65)), 35 US BUILT, 360 (300 Series), 362 (300 Series), 375 (300 Series), 382 (300 Italian Series), 390 (300 Series), 390T, 393 (300 Italian Series), 396 (300 Series), 398 (300 Series), 399 (300 Series), 40 (Industrial Tractors), 40B (Industrial Tractors), 40E (Industrial Tractors), 50 (Industrial Tractors), 50C (Industrial Tractors), 50D (Industrial Tractors), 50E (Industrial Tractors), 550 (500 Series), 565 (500 Series), 575 (500 Series), 590 (500 Series), 65 (Pre 100 Series(1947-65)), 65 US BUILT, 670 (600 Series), 690 (600 Series), 698 (600 Series), 699 (600 Series), 765 (Pre 100 Series(1947-65))
50	Massey furgueson	EOATG5051	Steering Bush / Shaft Bush	897235M1		165 (100 Series), 168 (100 Series), 175 (100 Series), 178 (100 Series), 185 (100 Series), 188 (100 Series), 261 (200 Series), 265 (200 Series), 270 (200 Series), 275 (200 Series), 282 (200 Series), 282 US BUILT, 283 (200 Series), 285 (FR), 290 (200 Series), 290 US BUILT, 30D (Industrial Tractors), 350 (300 Series), 355 (300 Series), 360 (300 Series), 365 (300 Series), 375 (300 Series), 375E (300 Series), 390 (300 Series), 390E BRAZILIAN, 398 (300 Series), 399 (300 Series), 425 BRAZILIAN, 425 XTRA BRAZILIAN, 4265 (4200/4300), 435 BRAZILIAN, 435 XTRA BRAZILIAN, 440 BRAZILIAN, 445 BRAZILIAN, 445 XTRA BRAZILIAN, 50 (Industrial Tractors), 50B (Industrial Tractors), 50E (Industrial Tractors), 50EX (Industrial Tractors), 50F (Industrial Tractors), 50H (Industrial Tractors), 50HX (Industrial Tractors), 565 (500 Series), 575 (500 Series), 590 (500 Series), 60 (Industrial Tractors), 6500H (Industrial Tractors), 670 (600 Series), 675 (600 Series), 690 (600 Series), 699 (600 Series)
51	Massey furgueson	EOATG5052	Spindle Bush	180345M1		133 (100 Series), 135 (100 Series), 135 GAS / 135 PETROL, 140 (100 Series), 148 (100 Series), 152 (100 Series), 158 (100 Series), 20 (Industrial Tractors), 2135 (Industrial Tractors), 230 (200 Series), 230 US BUILT, 235 (200 Series), 240 (200 Series), 245 (200 Series), 250 (200 Series), 255 (200 Series), 260 (200 Series), 35 (Pre 100 Series(1947-65)), 35 GAS / 35 PETROL, 35 US BUILT, 35X (Pre 100 Series(1947-65)), TE20 (TE20 Series), TEA20 (TE20 Series), TED20 (TE20 Series), TO20 (TE20 Series), TO30 (TE20 Series), TO35 (TE20 Series)
52	Massey furgueson	EOATG5053	Spindle Bush	882327M1		365 (300 Series), 375 (300 Series), 383 (300 Italian Series), 390 (300 Series), 390T, 393 (300 Italian Series), 396 (300 Series), 398 (300 Series), 399 (300 Series), 50 (Industrial Tractors), 50B (Industrial Tractors), 50D (Industrial Tractors), 50E (Industrial Tractors), 50EX (Industrial Tractors), 50F (Industrial Tractors), 50H (Industrial Tractors), 50HX (Industrial Tractors), 60 (Industrial Tractors), 6500H (Industrial Tractors)
53	Massey furgueson	EOATG5054	Centre Pin Bush / Axle Pin Bush	897712M2		165 (100 Series), 168 (100 Series), 175 (100 Series), 178 (100 Series), 185 (100 Series), 188 (100 Series), 240 (200 Series), 250 (200 Series), 253 (200 Series), 261 (200 Series), 263 (200 Series), 265 (200 Series), 270 (200 Series), 275 (200 Series), 282 (200 Series), 282 US BUILT, 283 (200 Series), 285 (FR), 290 (200 Series), 290 US BUILT, 30 (Industrial Tractors), 340 (300 Series), 342 (300 Series), 350 (300 Series), 352 (300 Series), 355 (300 Series), 360 (300 Series), 362 (300 Series), 365 (300 Series), 372 (300 Series), 375 (300 Series), 375E BRAZILIAN, 382 (300 Series), 390 (300 Series), 390E BRAZILIAN, 390T, 396 (300 Series), 399 (300 Series), 415 BRAZILIAN, 425 BRAZILIAN, 435 BRAZILIAN, 440 BRAZILIAN, 445 BRAZILIAN, 50 (Industrial Tractors), 50B (Industrial Tractors), 50D (Industrial Tractors), 50E (Industrial Tractors), 50EX (Industrial Tractors), 50F (Industrial Tractors), 50H (Industrial Tractors), 50HX (Industrial Tractors), 565 (500 Series), 575 (500 Series), 590 (500 Series), 60H (Pre 100 Series(1947-65)), 6500 (Forklifts), 6500 (Industrial Tractors), 670 (600 Series), 675 (600 Series), 690 (600 Series), 765 (Pre 100 Series(1947-65))

S.NO.	TRACTOR NAME	EO REF NO.	PRODUCT	OEM	PHOTO	MODEL NO.
54	Ford	EOATG5055	Cam shaft Bush	C5NE6261A		24/56-4F. 17.
55	Ford	EOATG5056	Front axle bush	C5NN3153A		3500 (Industrial), 3500 US BUILT, 420 (Industrial), 420 US BUILT, 4400 (Industrial), 4400 US BUILT, 5000 (1000 Series), 5000 US BUILT, 5100 (1000 Series), 515 (Industrial), 515 US BUILT, 5340 (40 Series), 5600 (100 Series), 5610 (10 Series), 5640 (40 Series), 5900 (100 Series), 6600 (100 Series), 6610 (10 Series), 6640 (40 Series), 6700 (100 Series), 6710 (10 Series), 6810 (10 Series), 7000 (1000 Series), 7100 (1000 Series), 7200 (1000 Series), 7600 (100 Series), 7610 (10 Series), 7700 (100 Series), 7740 (40 Series), 7810 (10 Series), 7810S, 7840 (40 Series), 7910 (10 Series), 8000 (1000 Series), 8210 (10 Series), 8240 (40 Series), 8340 (40 Series), 8530 (30 Series), 8600 (100 Series), 8630 (30 Series), 8700 (100 Series), 8730 (30 Series), 8830 (30 Series), 9000 (1000 Series), 9600 (100 Series), 9700 (100 Series), TW10 (TW Series), TW20 (TW Series), TW25 (TW Series), TW30 (TW Series), TW35 (TW Series), TW5 (TW Series)
56	Ford	EOATG5057	Spindle Upper Bush	C5NN3110B		230A, 230A US BUILT, 2310 (1000 Series), 234 (Industrial), 2610 (10 Series), 2610 US BUILT, 2810 (10 Series), 2910 (10 Series), 3230 (10 Series), 334 (Industrial), 335 (Industrial), 335 US BUILT, 3430 (30 Series), 3600 (100 Series), 3610 (10 Series), 3610 US BUILT, 3610V, 3910 (10 Series), 3910N, 3910V, 3930 (30 Series), 3930N, 4000 (1000 Series), 4100 (1000 Series), 4110 (10 Series), 4110 US BUILT, 4110N, 4130 (30 Series), 4130N, 4330 (30 Series), 4340 (40 Series), 4600 (100 Series), 4600 US BUILT, 4600SU, 4610 (10 Series), 4610 US BUILT, 4610SU, 4610V, 4630 (30 Series), 4630N, 4830 (30 Series), 4830N, 5030 (30 Series), 530A, 532 (Industrial), 555 (Backhoe), 655 (Backhoe), 7630
57	Ford	EOATG5058	Hyd Lift Shaft Bush	E2NN531AA		5000 (1000 Series), 5000 US BUILT, 5100 (1000 Series), 5110 (10 Series), 5200 (1000 Series), 5340 (40 Series), 5600 (100 Series), 5610 (100 Series), 5700 (100 Series), 5900 (100 Series), 6410 (10 Series), 6600 (100 Series), 6610 (10 Series), 6700 (100 Series), 6710 (10 Series), 6810 (10 Series), 7000 (1000 Series), 7100 (1000 Series), 7200 (1000 Series), 7410 (10 Series), 7600 (100 Series), 7610 (10 Series), 7700 (100 Series), 7710 (10 Series)
58	Ford	EOATG5059	Spindle Lower Bush	C5NN3110A		2310 (1000 Series), 2810 (10 Series), 2910 (10 Series), 3010S, 3600 (100 Series), 3610 (10 Series), 3910 (10 Series), 3910N, 3910V, 4010S, 4110 (10 Series), 4110N, 4110V, 4600 (100 Series), 4610 (10 Series), 4610N, 4610V, 5000 (1000 Series), 5010S, 5100 (1000 Series), 5110 (10 Series), 5200 (1000 Series), 532 (Industrial), 5340 (40 Series), 5600 (100 Series), 5610 (10 Series), 5610S, 5900 (100 Series), 6410 (10 Series), 6600 (100 Series), 6610 (10 Series), 6610S, 6710 (10 Series), 6810 (10 Series), 7000 (1000 Series), 7100 (1000 Series), 7200 (1000 Series), 7410 (10 Series), 7600 (100 Series), 7610 (10 Series), 7610S, 7700 (100 Series), 7710 (100 Series), 7810 (10 Series), 7810S
59	Ford	EOATG5060	Support Bush Lower / Front Axle Bush Lower	C5NN3179A		3600 (100 Series), 4000 (1000 Series), 4400 (Industrial), 4400 US BUILT, 4500 (Industrial Tractors), 4500 US BUILT, 4600 (100 Series), 5000 (1000 Series), 5000 US BUILT, 4600 (100 Series), 5000 (1000 Series), 5000 US BUILT, 5100 (1000 Series), 515 (Industrial Tractors), 515 US BUILT, 532 (Industrial), 5340 (40 Series), 535 (Industrial), 535 US BUILT, 5600 (100 Series), 5610 (10 Series), 5900 (100 Series), 6410 (10 Series), 6600 (100 Series), 6610 (10 Series), 6710 (10 Series), 7000 (1000 Series), 7100 (1000 Series), 7200 (1000 Series), 7410 (10 Series), 7600 (100 Series), 7610 (10 Series), 7710 (10 Series)
60	Ford	EOATG5061	Bush upper	C5NN3109A		3010S, 3600 (100 Series), 4010S, 4600 (100 Series), 5000 (1000 Series), 5000 US BUILT, 5010S, 5030 (30 Series), 5100 (1000 Series), 5110 (10 Series), 5200 (1000 Series), 532 (Industrial), 5340 (40 Series), 5600 (100 Series), 5610 (10 Series), 5610S, 5900 (100 Series), 6410 (10 Series), 6600 (100 Series), 6610 (10 Series), 6610S, 6710 (10 Series), 6810 (10 Series), 7000 (1000 Series), 7100 (1000 Series), 7200 (1000 Series), 7410 (10 Series), 7600 (100 Series), 7610 (10 Series), 7610S, 7630, 7700 (10 Series), 7810 (10 Series), 7810S, 8000 (1000 Series), 8200 (100 Series), 8600 (100 Series), 9000 (1000 Series), 9200 (100 Series), 9600 (100 Series)



# BIMETAL BUSH




S.NO.	TRACTOR NAME	EO REF NO.	PRODUCT	OEM	PHOTO	MODEL NO.
61	Ford	EOATG5062	Steering Gear Bush	C5NN3N654B		3600 (100 Series), 4600 (100 Series), 5000 (1000 Series), 5000 US BUILT, 5100 (1000 Series), 5110 (10 Series), 532 (Industrial), 5340 (40 Series), 5600 (100 Series), 5610 (10 Series), 5900 (100 Series), 6410 (10 Series), 6600 (100 Series), 6610 (10 Series), 6710 (10 Series), 7000 (1000 Series), 7100 (1000 Series), 7410 (10 Series), 7600 (100 Series), 7610 (10 Series), 7710 (10 Series)
62	Ford	EOATG5063	Break shaft bush	C5NN2N477A		2000 (1000 Series), 2000 US BUILT, 2110LCG, 230 (Industrial), 230A, 230A US BUILT, 230AIND., 231 (Industrial), 231 US BUILT, 2310 (1000 Series), 233 (Industrial), 234 (Industrial), 250C, 2600 (100 Series), 2600 US BUILT, 260C, 2610 (10 Series), 2610 US BUILT, 2910 (10 Series), 3000 (1000 Series), 3000 US BUILT, 3230 (30 Series), 333 (Industrial), 334 (Industrial), 335 (Industrial), 335 US BUILT, 340 (Industrial), 3400 (Industrial), 3400 US BUILT, 340A, 340B, 3430 (30 Series), 345C, 345D, 3500 (Industrial), 3500 US BUILT, 3550 (Industrial), 3550 US BUILT, 3600 (100 Series), 3600 (100 Series), 3600 US BUILT, 3610 (10 Series), 3610 US BUILT, 3900 (100 Series), 3910 (10 Series), 3930 (30 Series), 4000 (1000 Series), 4000 US BUILT, 4100 (1000 Series), 4110 (10 Series), 4110 US BUILT, 4110 LCG, 4130 (30 Series), 420 (Industrial), 420 US BUILT, 4400 (Industrial), 4400 US BUILT, 445 (Industrial), 445 US BUILT, 445A, 445C, 445D, 4500 (Industrial), 4500 US BUILT, 455 (Backhoe), 455C, 455D, 4600 (100 Series), 4600 US BUILT, 4610 (10 Series), 4610 US BUILT, 4630 (30 Series), 4830 (30 Series), 5000 (1000 Series), 5000 US BUILT, 5030 (30 Series), 515 (Industrial), 515 US BUILT, 530A, 531 (Industrial), 531 US BUILT, 532 (Industrial), 532 US BUILT, 535 (Industrial), 535 US BUILT, 540 (Industrial), 540A, 540B, 545 (Industrial), 545 US BUILT, 545A, 545C, 545D, 550 (Backhoe), 555 (Backhoe), 555A, 555B, 555C, 555D, 5600 (100 Series), 5610 (10 Series), 5610S, 5640 (40 Series), 5700 (100 Series), 575D, 5900 (100 Series), 650 (1954-57-Hundred Series), 6500 (Backhoe), 655 (Backhoe), 655A, 655C, 655D, 6600 (100 Series), 6610 (10 Series), 6610S, 6640 (40 Series), 6700 (100 Series), 6710 (10 Series), 675D, 6810 (10 Series), 7000 (1000 Series), 7100 (1000 Series), 7200 (1000 Series), 750, 7500 (Backhoe), 755 (Backhoe), 755A, 755B, 7600 (100 Series), 7610 (10 Series), 7610S, 7700 (100 Series), 7710 (10 Series), 7740 (40 Series), 7810 (10 Series), 7810S, 7840 (40 Series), 7910 (10 Series), 8010 (10 Series), 8030 (Combines-Clayson), 8210 (10 Series), 8240 (40 Series), 8340 (40 Series), TS100 (TS Series), TS90 (TS Series)
63	Ford	EOATG5064	Break Peddle Bush	C5NN2461D		5000 (1000 Series), 5100 (1000 Series), 5200 (1000 Series), 5600 (1000 Series), 5610 (10 Series), 5700 (100 Series), 5900 (100 Series), 6600 (100 Series), 6610 (10 Series), 7000 (1000 Series), 7010 (10 Series), 7100 (1000 Series), 7200 (1000 Series), 7600 (100 Series), 7610 (10 Series), 8010 (10 Series), 8030 (Combines-Clayson)
64	Ford	EOATG5065	Steering Bush Shaft / Support Bush Upper	C5NN3179B		3600 (100 Series), 4000 (1000 Series), 4400 (Industrial), 4400 US BUILT, 4600 (100 Series), 5000 (1000 Series), 5000 US BUILT, 5100 (1000 Series), 515 (Industrial), 515 US BUILT, 532 (Industrial), 5340 (40 Series), 5600 (100 Series), 5610 (10 Series), 5900 (100 Series), 6410 (10 Series), 6600 (100 Series), 6610 (10 Series), 6710 (10 Series), 7000 (1000 Series), 7100 (1000 Series), 7200 (1000 Series), 7410 (10 Series), 7600 (100 Series), 7610 (10 Series), 7710 (10 Series)





# BIMETAL BUSH



S.NO.	TRACTOR NAME	EO REF NO.	PRODUCT	OEM	PHOTO	MODEL NO.
65	Ford	EOATG5066	CR BUSH	C5NN7A615A		2000 (1000 Series), 2100 (1000 Series), 2110 (1000 Series), 2120 (1000 Series), 2150 (1000 Series), 2300 (1000 Series), 230A, 231 (Industrial), 2310 (1000 Series), 233 (Industrial), 234 (Industrial), 250C, 2600 (100 Series), 2600N, 2600V, 2610 (10 Series), 2610V, 2810 (10 Series), 2910 (10 Series), 3000 (1000 Series), 3055 (1000 Series), 3100 (1000 Series), 3110 (10 Series), 3120 (1000 Series), 3150 (1000 Series), 3300 (1000 Series), 3310 (1000 Series), 333 (Industrial), 3330 (1000 Series), 334 (Industrial), 335 (Industrial), 3400 (Industrial), 345C, 345D, 3500 (Industrial), 3550 (Industrial), 3600 (100 Series), 3600N, 3600V, 3610 (10 Series), 3610V, 3900 (100 Series), 3910 (10 Series), 3910 (10 Series), 3910N, 3910V, 4000 (1000 Series), 4100 (1000 Series), 4110 (10 Series), 4110N, 4110V, 4140 (1000 Series), 420 (Industrial), 4200 (1000 Series), 4330 (30 Series), 4340 (40 Series), 4400 (Industrial), 4410 (10 Series), 4500 (Industrial), 4600 (100 Series), 4600SU, 4610 (10 Series), 4610N, 4610SU, 4610V, 5000 (1000 Series), 5100 (1000 Series), 515 (Industrial), 5200 (1000 Series), 530A, 531 (Industrial), 532 (Industrial), 5340 (40 Series), 535 (Industrial), 545C, 545D, 550 (Backhoe), 555 (Backhoe), 555A, 5600 (100 Series), 5700 (100 Series), 6600 (100 Series), 6700 (100 Series), 7000 (1000 Series), 7100 (1000 Series), 7200 (1000 Series), 7600 (100 Series), 7630, 7700 (100 Series), 8000 (1000 Series), 8030 (Combines-Clayson), 8200 (100 Series), 8600 (100 Series), 8700 (100 Series), 9000 (1000 Series), 9200 (100 Series), 9600 (100 Series), 9700 (100 Series), TW10 (TW Series), TW20 (TW Series), TW30 (TW Series)





# CAM SHAFT







# CAM SHAFT



S.NO.	TRACTOR NAME	EO REF NO.	PRODUCT	OEM	PHOTO	MODEL NO.
1	PERKENS	EOE5201	CAM SHAFT FOR PERKINS-3 CYL	31415261		A3.144 (CB), A3.152 (CD), AD3.152 (CE)
2	PERKENS	EOE5202	CAM SHAFT FOR PERKINS-4 CYL	31415321		A4.212 (LA), A4.236 (LD), AD.248 (LF) 165, 168, 174, 175, 178, 184, 185, 194.
3	DEUTZ	EOE5203	CAM SHAFT FOR TRACTOR DEUTZ -04 CYLINDER	04286379		
5	NEW HOLLAND / FORD	EOE5205	CAM SHAFT FOR TRACTOR NEW HOLLAND/ FORD-4 CYL	C7NN6250B		4830 (30 Series), 5000 (1000 Series), 5000 US BUILT, 5030 (30 Series), 5100 (1000 Series), 5110 (10 Series), 5190 (1000 Series), 5200 (1000 Series), 5340 (40 Series), 555 (Backhoe), 555C, 555D, 5600 (100 Series), 5610 (10 Series), 5700 (100 Series), 575D, 5900 (100 Series), 6410 (10 Series), 650 (1954-1957-Hundred Series), 6500 (Backhoe), 655 (Backhoe), 655A, 655C, 655D, 6600 (100 Series), 6610 (10 Series), 6700 (100 Series), 6710 (10 Series), 675 (Backhoe), 675D, 6810 (10 Series), 7000 (1000 Series), 7200 (1000 Series), 7410 (10 Series), 7500 (Backhoe), 755 (Backhoe), 755A, 755B, 7600 (100 Series), 7610 (10 Series), 7700 (100 Series), 7710 (10 Series)
6	NEW HOLLAND FORD	EOE5206	CAM SHAFT FOR TRACTOR NEW HOLLAND/ FORD-6 CYL	E1NN6250AC		8000, 8200, 8400, 8600, 9000, 9200, 9600, 9700, TW5, TW10, TW15, TW20, TW25, TW30, TW35, A62, A66
7	JOHNDEER	EOE5207	CAM SHAFT FOR TRACTOR JOHNDEER 3 CYL	R119707		152/135
8	JOHNDEER	EOE5208	CAM SHAFT FOR TRACTOR JOHNDEER 4 CYL	R82820		4.202, 4.219, 4.239, 4039, 4045 ENGINES
9	JOHNDEER	EOE5209	CAM SHAFT FOR TRACTOR JOHNDEER 6CYL	R82821		3030, 3040, 3130, 3140, 4040, 6059, 6068, 6303D, 6329D, 6359D, 3420, 544, 4400, 4420, 4425, 3120, 699, 444, 444C, 7600, 7700, 7800, 7200, 7400, 7220, 7320
11	CUMMINS	EOE5211	CAM SHAFT FOR CUMMINS 495	3226937 / 3167235		NTH-495
12	CUMMINS	EOE5212	CAM SHAFT FOR CUMMINS -855(BIG)	3042568		NTA855-C400
13	CUMMINS	EOE5213	CAM SHAFT FOR CUMMINS KT 6 CYL. Kt1150	3066877		KTA19
14	CUMMINS	EOE5214	CAM SHAFT FOR CUMMINS 6BT.	3914639		6590, 6T590, 6TA590
15	CUMMINS	EOE5215	CAM SHAFT FOR CUMMINS 6CT.	3923478 / 3966431 / 3924471		6CT 6CTA 6CTAA 6LTAA



# CLUTCH & BRAKE PARTS

S.No.	TRACTOR NAME	EO REF NO.	PRODUCT	OEM NO.	PHOTO	MODEL NO.
1	FORD	EOACB5001	Clutch Disk	C7NN7550AC / 818208886		2000 (1000 Series), 2000 US BUILT, 2100 (1000 Series), 2110 (1000 Series), 2110LCG, 2120 (1000 Series), 2150 (1000 Series), 2300 (1000 Series), 231 (Industrial), 2310 (1000 Series), 233 (Industrial), 2600 (100 Series), 2600N, 2600V, 2810 (10 Series), 2910 (10 Series), 3000 (1000 Series), 3000 US BUILT, 3055 (1000 Series), 3100 (1000 Series), 3110 (10 Series), 3120 (1000 Series), 3150 (1000 Series), 3300 (1000 Series), 3310 (1000 Series), 333 (Industrial), 3330 (1000 Series), 335 (Industrial), 335 US BUILT, 3400 (Industrial), 3400 US BUILT, 3500 (Industrial), 3500 US BUILT, 3550 (Industrial), 3600 (100 Series), 3600N, 3600V, 3610 (10 Series), 3610 (10 Series), 3910 (10 Series), 4000 (1000 Series), 4000 US BUILT, 4100 (1000 Series), 4110 (10 Series), 4140 (1000 Series), 4200 (1000 Series), 4330 (30 Series), 4340 (40 Series), 4400 (Industrial), 4410 (10 Series), 4500 (Industrial), 4600 (100 Series), 4610 (10 Series), 5000 (1000 Series), 5100 (1000 Series), 5200 (1000 Series), 531 (Industrial), 532 (Industrial), 5340 (40 Series)
2	FORD	EOACB5002	Clutch Disk	C7NN7550V / 185417		2000 (1000 Series), 2100 (1000 Series), 2110 (1000 Series), 2120 (1000 Series), 2150 (1000 Series), 2300 (1000 Series), 2310 (1000 Series), 2600 (100 Series), 2610 (10 Series), 2810 (10 Series), 2910 (10 Series), 3000 (1000 Series), 3055 (1000 Series), 3100 (1000 Series), 3110 (10 Series), 3120 (1000 Series), 3150 (1000 Series), 3300 (1000 Series), 3310 (1000 Series), 333 (Industrial), 3330 (1000 Series), 335 (Industrial), 3400 (Industrial), 3500 (Industrial), 3550 (Industrial), 3600 (100 Series), 3610 (10 Series), 3910 (10 Series), 4000 (1000 Series), 4100 (1000 Series), 4110 (10 Series), 4140 (1000 Series), 4200 (1000 Series), 4330 (30 Series), 4340 (40 Series), 4400 (Industrial), 4410 (10 Series), 4500 (Industrial), 4600 (100 Series), Dexta (Fordson)
3	FORD	EOACB5003	Clutch Disk	C5NN7550AN / C5NN7550AR		2000 - 2100 - 2110 - 2150 - 2300 - 2310 - 2600 - 2610 - 2810 - 2910 - 3000 - 3100 - 3150 - 3190 - 3300 - 3310 - 3600 - 3610 - 3900 - 3910
4	FORD	EOACB5004	Clutch Disk	957E7550A / C5TZ7550D		DEXTA (Fordson) , SUPER DEXTA (Fordson)
5	FORD	EOACB5005	Clutch Disk	D1NN7550A / 82006626		2000 (1000 Series), 2100 (1000 Series), 2110 (1000 Series), 2120 (1000 Series), 2150 (1000 Series), 230 (Industrial), 2300 (1000 Series), 230A, 231 (Industrial), 2310 (1000 Series), 233 (Industrial), 234 (Industrial), 2600 (100 Series), 2600N, 2600V, 2610 (10 Series), 2610N, 2610V, 2810 (10 Series), 2910 (10 Series), 3000 (1000 Series), 3055 (1000 Series), 3100 (1000 Series), 3110 (10 Series), 3120 (1000 Series), 3150 (1000 Series), 3300 (1000 Series), 3310 (1000 Series), 333 (Industrial), 3330 (1000 Series), 3349 (Industrial), 335 (Industrial), 3400 (Industrial), 3500 (Industrial), 3550 (Industrial), 3600 (100 Series), 3610 (10 Series), 3900 (100 Series), 3910 (10 Series), 4000 (1000 Series), 4100 (1000 Series), 4110 (10 Series), 4140 (1000 Series), 4200 (1000 Series), 4330 (30 Series), 4340 (40 Series), 4400 (Industrial), 4410 (10 Series), 445C, 445D, 4500 (Industrial), 4600 (100 Series), 4610 (10 Series), 530A, 531 (Industrial), 545C, 545D
6	FORD	EOACB5006	Clutch Disk	82845216 / D9NN7550CA		3600 (100 Series), 4600 (100 Series), 4600SU, 4830 (30 Series), 5000 (1000 Series), 5030 (30 Series), 5100 (1000 Series), 532 (Industrial), 5550 (Backhoe), 5600 (100 Series), 5610 (10 Series), 5700 (100 Series), 6410 (10 Series), 6600 (100 Series), 6610 (10 Series), 6700 (100 Series), 6710 (10 Series), 7000 (1000 Series), 7100 (1000 Series), 7200 (1000 Series), 7600 (100 Series), 7610 (10 Series), 7700 (100 Series), 7710 (10 Series), 7810 (10 Series), 7910 (10 Series), 8100 (100 Series), 8210 (10 Series)
7	FORD	EOACB5007	Clutch Disk	E3NN7550DA / 83983642		4830 (30 Series), 5000 (1000 Series), 5030 (30 Series), 5100 (1000 Series), 5550 (Backhoe), 5610 (10 Series), 5700 (100 Series), 6410 (10 Series), 6600 (100 Series), 6610 (10 Series), 6710 (10 Series), 7100 (1000 Series), 7200 (1000 Series), 7600 (100 Series), 7610 (10 Series), 7700 (100 Series), 7710 (10 Series), 7810 (10 Series), 7910 (10 Series), 8100 (100 Series), 8210 (10 Series)



# CLUTCH & BRAKE PARTS




S.No.	TRACTOR NAME	EO REF NO.	PRODUCT	OEM NO.	PHOTO	MODEL NO.
8	FORD	EOACB5008	Clutch Disk	C7NN75502 / E3NN7550EA		3600 (100 Series), 4600 (100 Series), 4600SU, 5000 (1000 Series), 5000 US BUILT, 5100 (1000 Series), 5200 (1000 Series), 532 (Industrial), 5340 (40 Series), 5600 (100 Series), 5610 (10 Series), 5700 (100 Series), 6500 (Backhoe), 6600 (100 Series), 6610 (10 Series), 6700 (100 Series), 6710 (10 Series), 7000 (1000 Series), 7100 (1000 Series), 7200 (1000 Series), 7600 (100 Series), 7610 (10 Series), 7700 (100 Series), 7710 (10 Series), 7910 (10 Series), 8210 (10 Series)
9	FORD	EOACB5009	Clutch Disk	E7NN75500DA / 83937183		3600 (100 Series), 4600 (100 Series), 4600SU, 5000 (1000 Series), 5000 US BUILT, 5100 (1000 Series), 5200 (1000 Series), 532 (Industrial), 5340 (40 Series), 5600 (100 Series), 5610 (10 Series), 5700 (100 Series), 5900 (100 Series), 6600 (100 Series), 6610 (10 Series), 6700 (100 Series), 6710 (10 Series), 7000 (1000 Series), 7100 (1000 Series), 7200 (1000 Series), 7600 (100 Series), 7610 (10 Series), 7700 (100 Series), 7710 (10 Series), 7910 (10 Series), 8210 910Series)
10	FORD	EOACB5010	Clutch Disk	F1NN7550BA / 83992600		4830 (30 Series), 5000 (1000 series), 5030 (30 Series), 5100 (1000 Series), 5110 (10 Series), 5200 (1000 Series), 5340 (40 Series), 5550 (Backhoe), 5600 (100 Series), 5610 (10 Series), 5610S, 5640 (40 Series), 5700 (100 Series), 6410 (10 Series), 6600 (100 Series), 6610 (10 Series), 6610S, 6640 (40 Series), 6700 (100 Series), 6710 (10 Series), 6810 (10 Series), 6810S, 7000 (1000 Series), 7010 (10 Series), 7100 (1000 Series), 7200 (1000 Series), 7600 (100 Series), 7610 (10 Series), 7610S, 7700 (100 Series), 7710 (10 Series), 7740 (40 Series), 7810 (10 Series), 7810S, 7840 (40 Series), 7910 (10 Series), 8000 (1000 Series), 8010 (10 Series), 8100 (100 Series), 8210 (10 Series), 8240 (40 Series), 8340 (40 Series), 8530 (30 Series), 8600 (100 Series), 8700 (100 Series), 9000 (1000 Series), 9200 (100 Series), 9600 (100 Series), 9700 (100 Series), TS100 (TSSeries), TS110 (TS Series), TS80 (TS Series), TS90 (TS Series), TW10 (TW Series), TW15 (TW Series), TW5 (TW Series)
11	MASSEY FERGUSON	EOACB5019	BRAKE DISC WITH LINING	1869474M1		MF-245, 285
12	MASSEY FERGUSON	EOACB5020	BRAKE FRICTION DISC DRY	1823112M92		MF-154, 174, 184, 194, 254, 274, 294S
13	MASSEY FERGUSON	EOACB5021	BRAKE FRICTION DISC DRY	1895852M91		MF-154, 174, 254, 274, 560, 565, 660 665
14	MASSEY FERGUSON	EOACB5022	BRAKE FRICTION DISC DRY	1044526M2 1805980M1 3609064M1 3609079M1 1044526M1		MF-135, 165, 175, 595
15	MASSEY FERGUSON	EOACB5023	BRAKE DRUM	827707M1 181230M1 827707M3 827707M5		MF-FE35, 35, 135, 140, 148, 230, 235, 240, 245, 250, 340, 550, TE20



# CLUTCH & BRAKE PARTS



S.No.	TRACTOR NAME	EO REF NO.	PRODUCT	OEM NO.	PHOTO	MODEL NO.
16	MASSEY FERGUSON	EOACB5028	BRAKE SHOE WITH LINING	1810517M92 2125751K1 1810348M91, 1810517M1, 202631, 3620602M91, 830480M92		MF-35, 65, 135, 231, 240, 765
17	MASSEY FERGUSON	EOACB5029	BRAKE SHOE WITH LINING	830537M92		TO20
18	MASSEY FERGUSON	EOACB5030	BRAKE LINING WITH RIVET	851062M91 001043U91 1810517M92, 3106016M91, 3620602M91		MF-35, 35X, 135, 165, 175, 240, TE20 A, TE20 D, TE20 F,
19	MASSEY FERGUSON	EOACB5031	BRAKE LINING WITH RIVET	1810515M91, 1852146M91, 3106018M91		MF-135, 235, 250,
20	MASSEY FERGUSON	EOACB5032	BRAKE ROD ASSY.	894535M91 1684523M91 894536M91		MF -35, 35X, 65, 135, 230, 240
21	MASSEY FERGUSON	EOACB5033	BRAKE ROD - WET BRAKE	1861676M91		MF-135, 165, 185, 240, 255, 265, 275, 285, 290, 575, 595
23	MASSEY FERGUSON	EOACB5035	BRAKE ROD ASSY. - DRY BRAKE ©/w SPACE WITH NUT)	184334M1		MF-145, 165, 175
24	MASSEY FERGUSON	EOACB5036	BRAKE ROD - CONCENTRIC BRAKES	1696741M91		MF-365, 375, 390, 398, 399

S.No.	TRACTOR NAME	EO REF NO.	PRODUCT	OEM NO.	PHOTO	MODEL NO.
25	MASSEY FERGUSON	EOACB5037	BRAKE ROD - DRY BRAKE	1670732M91, 1698715M9, 1698715M91		MF-255, 265, 275, 290, 298, 575, 590, 675, 690, 698
26	MASSEY FERGUSON	EOACB5038	BRAKE LEVER RH	1861665M1		MF-165, 185, 240, 265, 275, 285, 290, 398, 590
27	MASSEY FERGUSON	EOACB5039	BRAKE LEVER LH	1861666M1		MF-165, 185, 240, 265, 275, 285, 290, 390 398, 590
28	MASSEY FERGUSON	EOACB5040	BRAKE ARM	180864M1		MF-35, 65, 135, 145, 155, 240, 250285
29	MASSEY FERGUSON	EOACB5041	BRAKE ROD SPACER (DRY BRAKE)	184257M1		MF-165, 175
30	MASSEY FERGUSON	EOACB5042	BRAKE ADJUSTER	1850213M91 2125754K1		MF-35, 65, 135, 165, 175, 240, 765, TE20A, TE20 D, TE20 F,
31	MASSEY FERGUSON	EOACB5043	BRAKE PEDAL BUSH LONG	195910M1		MF -35, 65, 765, 135, 145, 155, 165, 175, 185, 135, 165, 240, 245, 250, 255, 265, 275, 290, MKIII
32	MASSEY FERGUSON	EOACB5044	BRAKE PEDAL BUSH SHORT	180801M1		
33	MASSEY FERGUSON	EOACB5045	BRAKE SHOE REPAIR KIT	1850207M1 1850218M1 1810029M91 2125745K1		MF -FE35, 35, 35X, 65, 135, 155, 165, 175, TE20A, TE20 D, TE20F
34	MASSEY FERGUSON	EOACB5046	BRAKE ADJUSTER SPRING (LENGTH 5.3/16")	1850217M1 2125753K1		MF-35, 65, 135, 165, 175, 240



S.No.	TRACTOR NAME	EO REF NO.	PRODUCT	OEM NO.	PHOTO	MODEL NO.
35	MASSEY FERGUSON	EOACB5047	BRAKE SHOE TO ANCHORE PIN SPRING LENGTH 4"	180815M1 1890319M1 1890319M91 825064M1 890319M1 2125752K1		MF-35, 65, 135, 165, 168, 175, 240, TE20A, TE20 D, TE20F,
36	MASSEY FERGUSON	EOACB5048	BRAKE PEDAL SPRING LONG	1868691M1 184171M1		MF- 35, 65, 158, 165, 175, 185, 240, 250 265, 275, 285, 290, 565, 575, 590, 765
37	MASSEY FERGUSON	EOACB5049	BRAKE RETURN SPRING	190978M1		MF-35, 35X, 135, 240, 245, 250
38	MASSEY FERGUSON	EOACB5050	BRAKE LOCKING REPAIR KIT	181149M1 181150M1 180809M1 195348M1		MF-35, 35X, 65, TE20, 133, 135, 145, 155, 165, 175, 185, 240, 255, 265, 275
39	MASSEY FERGUSON	EOACB5051	BRAKE LOCKING LEVER	181149M1		MF-35, 35X, 65, 135, 145, 155, 165, 175, 185, 240, 255, 265, 275, TE20
40	MASSEY FERGUSON	EOACB5052	BRAKE LOCKING NUKKA	181150M1		
41	MASSEY FERGUSON	EOACB5053	BRAKE LOCKING SPRING	1808090M2, 180809M1, 180809M2		MF-35, 35X, 65, 135, 145, 155, 165, 175, 185, 240, 255, 265, 275, TE20
42	MASSEY FERGUSON	EOACB5054	BRAKE LOCKING PIN	195348M1 195242M1		
43	MASSEY FERGUSON	EOACB5055	BRAKE ROD PIN	195609M1 832813M1		MF-35, FE 35 X, 135, 155, 165, 175, 185, 240, 265, 275, 298, 565, 575, 590, 675, 690











# CROWN WHEEL PINION












# CROWN WHEEL PINION



S.No.	TRACTOR NAME	EO REF NO.	PRODUCT	OEM NO.	PHOTO	MODEL NO.
1	Fiat	EOATG5601	Fiat Tractor long Pinion	4980608 12 x 47		65/46 DT
2	Fiat	EOATG5602	Fiat Tractor long Pinion	5123460 14 x 47		55/46-65/46-70/56
3	Massey Ferguson	EOATG5605	Masey Long Pinion	1683757 M91 6x 37		133 (100 Series), 135 (100 Series), 135 GAS/ 135 PETROL, 135 US BUILT, 140 (100 Series), 20 (Industrial Tractors), 20C (Industrial Tractors), 20D (Industrial Tractors), 2135 (Industrial Tractors), 230 (200 Series), 230 US BUILT, 231 (200 Series), 235 (200 Series), 240 (200 Series), 245 (200 Series), 30 (Industrial Tractors), 3165 (Industrial Tractors), 340 (300 Series), 35 (Pre 100 Series(1947-65)), 35 GAS / 35 PETROL, 35 US BUIL, 35X (Pre 100 Series(1947-65)), 50 (Industrial Tractors)
4	Massey Ferguson	EOATG5606	Masey Short Pinion	182115 M91 6x 37		133 (100 Series), 135 (100 Series), 135 GAS/ 135 PETROL, 135 US BUILT, 140 (100 Series), 20 (Industrial Tractors), 20C (Industrial Tractors), 20D (Industrial Tractors), 2135 (Industrial Tractors), 230 (200 Series), 230 US BUILT, 231 (200 Series), 235 (200 Series), 240 (200 Series), 245 (200 Series), 30 (Industrial Tractors), 3165 (Industrial Tractors), 340 (300 Series), 35 (Pre 100 Series(1947-65)), 35 GAS / 35 PETROL, 35 US BUIL, 35X (Pre 100 Series(1947-65)), 50 (Industrial Tractors)
5	Massey Ferguson	EOATG5607	M.f Long pinion 285	887558M1 / 3613758M2 11x 38		255, 3512, 3514, 4512
6	Massey Ferguson	EOATG5608	M.f Short pinion 285	1664255 M92 11 x 38		135 (100 Series), 148 (100 Series), 152 (100 Series), 158 (100 Series), 165 (100 Series), 168 (100 Series), 175 (100 Series), 178 (100 Series), 185 (100 Series), 188 (100 Series), 20E (Industrial Tractors), 20F (Industrial Tractors), 240 (200 Series), 250 (200 Series), 253 (200 Series), 255 (100 Series), 260 (200 Series), 265 (200 Series), 275 (200 Series), 285(FR), 290 (200 Series), 30 (Industrial Tractors), 30B (Industrial Tractors), 30E (Industrial Tractors), 30H (Industrial Tractors), 350 (300 Series), 355 (300 Series), 360 (300 Series), 362 (300 Series), 365 (300 Series), 372 (300 Series), 375 (300 Series), 375E BRAZILIAN, 382 (300 Series), 390 (300 Series), 390E BRAZILIAN, 399 (300 Series), 40E (Industrial Tractors), 50D (Industrial Tractors), 50E (Industrial Tractors), 50EX (Industrial Tractors), 50F (Industrial Tractors), 50H (Industrial Tractors), 50HX (Industrial Tractors), 565 (500 Series), 575 (500 Series), 590 (500 Series), 60H (Industrial Tractors), 60HX (Industrial Tractors), 65 (Pre 100 Series(1947-65)), 675 (600 Series), 690 (600 Series), 765 (Pre 100 Series(1947-65))






S.No.	TRACTOR NAME	EO REF NO.	PRODUCT	OEM NO.	PHOTO	MODEL NO.
7	Massey Ferguson	EOATG5609	CROWN WHEEL AND PINION SET (6 X 37) SHORT PINION LENGTH -9.3/8" (238MM)	1683757M91, 182115M91, 1885317M91, 1885317M92, 531862M91		MF-35, 135, 765
8	Massey Ferguson	EOATG5610	CROWN WHEEL AND PINION SET (6 X 37) LONG PINION LENGTH - 9.15/16" (252MM)	1661603M91, 1683757M91, 1889777M91 354416X1		MF-35, 35X, 135, 240
9	Massey Ferguson	EOATG5611	CROWN WHEEL AND PINION SET (11X38)	184382M91 1661608M91		MF-65, 165, 175, 185, 255, 265, 275, 285, 290, 298
10	Massey Ferguson	EOATG5612	CROWN WHEEL & PINION SET (4WD) (9X35)	3429465M91		MF-275, 290, 365, 375, 390, 396
11	Massey Ferguson	EOATG5613	PINION WITH CHECK NUT PINION LENGTH - 9.3/8" (238MM)	182088M2		MF-35, 245
12	Massey Ferguson	EOATG5614	PINION WITH CHECK NUT LONG PINION LENGTH - 9.15/16" (252MM)	1870867M2		MF-35, 245
13	Massey Ferguson	EOATG5615	PINION EPICYCLIC GEAR	184176M1 894769M1		MF-145, 165, 175, 185, 250, 265, 270, 275, 565, 575, 590
14	Massey Ferguson	EOATG5616	PINION FLANGE (SLEEVE)	184046M1		MF - 35
15	Massey Ferguson	EOATG5617	PINION FLANGE	899331M1		MF-135, 165, 175, 235, 240 245, 255, 265, 275, 285, 290, 298, 390, 398, 399, 595, 699
16	Massey Ferguson	EOATG5618	PINION CHECK NUT ONLY	180456M1		35, 35 X, 65, 135, 140, 165, 175

S.No.	TRACTOR NAME	EO REF NO.	PRODUCT	OEM NO.	PHOTO	MODEL NO.
17	Massey Ferguson	EOATG5619	PINION CHECK NUT ONLY	532956M1 3596252M1		MF-35, 165, 168, 185, 188, 230, 240, 245, 250, 265, 275, 285, 290, 375, 390, 398, 399,
18	Massey Ferguson	EOATG5620	PINION STAR WASHER SET4.156"	514958M1 897726M1		MF-35, 35X, 65, 765, 135, 155, 165, 175, 185, 265, 275, 285, 290, 365, 375, 390, 565, 575
19	Massey Ferguson	EOATG5621	PINION STAR WASHER SET4.156"  PINION STAR WASHER SET4.484"  PINION STAR WASHER SET (I.D. STEP CUT)	N. P. N.  N. P. N.  N. P. N.		MF-35  MF-35DI  MF -35
20	Massey Ferguson	EOATG5622	PINION GEAR SHAFT	1664369M1 1864869M1		MF-165, 185, 265, 275, 285, 375, 385, 390, 565, 575, 590, 675, 690
21	Massey Ferguson	EOATG5623	PINION GEAR SHAFT	894799M1		MF-165, 175
22	Massey Ferguson	EOATG5624	PINION GEAR SHAFT	1800801M1 184202M1 1868115M1		MF-65, 765
23	Massey Ferguson	EOATG5625	DIFFERENTIAL SHAFT	1864763M1		MF-165, 185, 240, 245, 255, 265, 275, 290, 565, 575, 590, 675, 690, 698
24	Massey Ferguson	EOATG5626	PINION PILOT BEARING Tb1008 (62 x 30 x 19MM)	191250M1 196098M1		MF-35, 35X, 135, 165, 175, 185, 240, 265, 275, 285, 290, 375, 390, 398, 399
25	Massey Ferguson	EOATG5627	PINION BEARING 903249/903210 (44.45 x 95.25 x 28.58MM)	1850090M92, 185777M1, 185778M1, 831888M1		MF-135, 165, 175, 185, 240, 265, 275, 285, 290, 298, 375, 390, 398, 399



# CYLINDER HEAD




S.NO.	TRACTOR NAME	EO REF NO.	PRODUCT	OEM	PHOTO	MODEL NO.
1	Massey Ferguson	EOE5001	Cylinder Head	3637389M91, 3637389M1, 3637385M91, 4222810M91, 737704M91, 740595M91, 743201M91, 747574M91		134V, 135, 148, 154F, 20B, 20D, 20E, 20F, 220S, 230, 233, 240, 250, 253, 254, 254S, 255, 30E, 30H, 340, 342, 350, 353, 353 LX, 354, 356, 40, 40E, 550
2	Massey Ferguson	EOE5002	Cylinder Head	3637384M91		155, 158, 165, 260, 50, 560, 65, 765
3	Massey Ferguson	EOE5003	Cylinder Head	3637485M91, 3639529M1, ZZ80089		65, 765
4	Massey Ferguson	EOE5004	Cylinder Head	3637784M91, 3638321M91, 731781M91, 743272M91		35
5	Massey Ferguson	EOE5005	Cylinder Head	3637486M91, 3640877M91, 363748M91, 748400M91, 737772M91		165, 168, 174, 175, 178, 184F, 184S, 188, 194-4F, 20, 240, 255, 265, 274, 274S, 274SK, 275, 284, 284S, 285, 290, 294, 294S, 30D, 3050, 3060, 362N, 365, 373, 375, 375E, 377, 382N, 383, 387, 390, 393, 397, 440, 565, 575, 590, 675, 690



# CYLINDER HEAD



S.NO.	TRACTOR NAME	EO REF NO.	PRODUCT	OEM	PHOTO	MODEL NO.
6	I/H	EOE5006	Cylinder Head	3044489R91		374, 384, 444, B414, BD3434, BD434



# GEAR PARTS



# GEAR PARTS



S.No.	TRACTOR NAME	EO REF NO.	PRODUCT	OEM NO.	PHOTO	MODEL NO.
1	FORD	EOATG5301	COUNTER SHAFT - 28 & 30 TEETH, 20 & 17 SPLINES	E6NN7111AA, D2NN7111A		5000 (1000 Series), 5000 US BUILT, 5100 (1000 Series), 5190 (1000 Series), 5200 (1000 Series), 5340 (40 Series), 5600 (100 Series), 5610 (10 Series), 5610S, 5640 (40 Series), 5700 (100 Series), 5900 (100 Series), 6600 (100 Series), 6610 (10 Series), 6610S, 6640 (40 Series), 6700 (100 Series), 6710 (10 Series), 6810 (10 Series), 7010 (10 Series), 7610 (10 Series), 7610S, 7630, 7710 (10 Series), 7740 (40 Series), 7810S, 7840 (40 Series), 8010 (10 Series), 8240 (40 Series), TS100 (TS Series), TS90 (TS Series)
2	FORD	EOATG5302	MAIN SHAFT - 30 T, 18 & 16 SPLINES	C9NN7C094B, C5NN7C094C, 81822959		5000 (1000 Series), 5000 US BUILT, 5100 (1000 Series), 5110 (10 Series), 5190 (1000 Series), 5200 (1000 Series), 5340 (40 Series), 5600 (100 Series), 5610 (10 Series), 5700 (100 Series), 5900 (100 Series), 6410 (10 Series), 6600 (100 Series), 6610 (10 Series), 6700 (100 Series), 6710 (10 Series), 6810 (10 Series), 7000 (1000 Series), 7100 (1000 Series), 7200 (1000 Series), 7600 (100 Series), 7610 (10 Series), 7700 (100 Series), 7710 (10 Series)
3	FORD	EOATG5303	INPUT SHAFT - 20/25 SPLINES	C5NN7017A, 81804582		5000 (1000 Series), 5000 US BUILT, 5100 (1000 Series), 5190 (1000 Series), 5200 (1000 Series), 5340 (40 Series), 5600 (100 Series), 5700 (100 Series), 5900 (100 Series), 6600 (100 Series), 6700 (100 Series), 7000 (1000 Series), 7100 (1000 Series), 7200 (1000 Series), 7600 (100 Series), 7700 (100 Series)
4	FORD	EOATG5304	MAIN SHAFT - 30 T, 18 & 16 SPLINES	E7NN7C094AA, E2NN7C094DA		5000 (1000 Series), 5100 (1000 Series), 5190 (1000 Series), 5200 (1000 Series), 5340 (40 Series), 5600 (100 Series), 5610 (10 Series), 5610S, 5640 (40 Series), 5700 (100 Series), 5900 (100 Series), 6410 (10 Series), 6600 (100 Series), 6610 (10 Series), 6610S, 6640 (40 Series), 6700 (100 Series), 6710 (10 Series), 6810 (10 Series), 6810S, 7000 (1000 Series), 7010 (10 Series), 7610 (10 Series), 7610S, 7630, 7710 (10 Series), 7740 (40 Series), 7840 (40 Series), 8010 (10 Series), 8240 (40 Series), TS100 (TS Series), TS110 (TS Series), TS80 (TS Series), TS90 (TS Series)
5	FORD	EOATG5305	1st SPEED GEAR - 28 & 46 TEETH	E6NN7N100AA, C5NN7N100C 83960019, 81813521		2000 (1000 Series), 2000 US BUILT, 2110LCG, 230A, 230A US BUILT, 231 (Industrial), 231 US BUILT, 2310 (1000 Series), 233 (Industrial), 234 (Industrial), 250C, 2600 (100 Series), 2600 US BUILT, 260C, 2610 (10 Series), 2610 US BUILT, 2810 (10 Series), 2910 (10 Series), 3000 (1000 Series), 3000 US BUILT, 3230 (30 Series), 333 (Industrial), 335 (Industrial), 335 US BUILT, 340 (Industrial), 3400 (Industrial), 3400 US BUILT, 340A, 340B, 3430 (30 Series), 345D, 3500 (Industrial), 3500 US BUILT, 3550 (Industrial), 3550 US BUILT, 3600 (100 Series), 3600 US BUILT, 3610 (10 Series), 3610 US BUILT, 3900 (100 Series), 3910 (10 Series), 3930 (30 Series), 4000 (1000 Series), 4000 US BUILT, 4100 (1000 Series), 4110 (10 Series), 4110 US BUILT, 4110LCG, 4130 (30 Series), 4140 (1000 Series), 4190 (1000 Series), 420 (Industrial), 420 US BUILT, 4200 (1000 Series), 4330 (30 Series), 4340 (40 Series), 4400 (Industrial), 4400 US BUILT, 4410 (10 Series), 445 (Industrial), 445 US BUILT, 445A, 445B, 4500 (Industrial), 4500 US BUILT, 4600 (100 Series), 4600 US BUILT, 4610 (10 Series), 4610 US BUILT, 4630 (30 Series), 4830 (30 Series), 5000 (1000 Series), 5000 US BUILT, 5030 (30 Series), 5100 (1000 Series), 515 (Industrial), 515 US BUILT, 5190 (1000 Series), 5200 (1000 Series), 530A, 531 (Industrial), 531 US BUILT, 532 (Industrial), 532 US BUILT, 5340 (40 Series), 540 (Industrial), 540A, 540B, 545 (Industrial), 545 US BUILT, 545A, 545D, 5600 (100 Series), 5610 (10 Series), 5700 (100 Series), 5900 (100 Series), 6600 (100 Series), 6610 (10 Series), 6700 (100 Series), 6710 (10 Series), 6810 (10 Series), 7000 (1000 Series), 7100 (1000 Series), 7200 (1000 Series), 7610 (10 Series), 7710 (10 Series)
6	FORD	EOATG5306	2nd SPEED GEAR - 28 & 43 TEETH	E6NN7N101BA, C5NN7N101D, C5NN7N101B, 83959996		5000 (1000 Series), 5100 (1000 Series), 5190 (1000 Series), 5200 (1000 Series), 5340 (40 Series), 5600 (100 Series), 5610 (10 Series), 5610S, 5640 (40 Series), 5700 (100 Series), 5900 (100 Series), 6410 (10 Series), 6600 (100 Series), 6610 (10 Series), 6610S, 6640 (40 Series), 6700 (100 Series), 6710 (10 Series), 6810 (10 Series), 6810S, 7000 (1000 Series), 7010 (10 Series), 7610 (10 Series), 7610S, 7630, 7710 (10 Series), 7740 (40 Series), 7840 (40 Series), 8010 (10 Series), 8240 (40 Series), TS100 (TS Series), TS110 (TS Series), TS80 (TS Series), TS90 (TS Series)
7	FORD	EOATG5307	3rd SPEED GEAR - 28 & 35 TEETH	E6NN7N315AA, C9NN7N315B, 83960029, E6NN7N315BA		250C, 260C, 340B, 345D, 445A, 445D, 5000 (1000 Series), 5000US BUILT, 530 (Industrial), 545A, 545D, 5600 (100 Series), 5610 (10 Series), 5700 (100 Series), 5900 (100 Series), 6600 (100 Series), 6610 (10 Series), 6700 (100 Series), 6710 (10 Series), 6810 (10 Series), 7000 (1000 Series), 7610 (10 Series), 7630, 7710 (10 Series)
8	FORD	EOATG5308	REVERSE GEAR - 28 & 32 TEETH	E6NN7N012AA, C5NN7N012B, 81813476, 83960462		250C, 260C, 2810 (10 Series), 2910 (10 Series), 3000 (1000 Series), 3230 (30 Series), 340 (Industrial), 340A, 340B, 3430 (30 Series), 345D, 3550 (Industrial), 3550 US BUILT, 3900 (100 Series), 3910 (10 Series), 3930 (30 Series), 4000 (1000 Series), 4000 US BUILT, 4100 (1000 Series), 4110 (10 Series), 4110 US BUILT, 4130 (30 Series), 4140 (1000 Series), 4190 (1000 Series), 420 (Industrial), 420 US BUILT, 4200 (1000 Series), 4330 (30 Series), 4340 (40 Series), 4400 (Industrial), 4400 US BUILT, 4410 (10 Series), 445 (Industrial), 445A, 4500 (Industrial), 4500 US BUILT, 4600 (100 Series), 4600 US BUILT, 4610 (10 Series), 4610 US BUILT, 4630 (30 Series), 4830 (30 Series), 5000 (1000 Series), 5000 US BUILT, 5030 (30 Series), 5100 (1000 Series), 515 (Industrial), 515 (Industrial), 515 US BUILT, 5190 (1000 Series), 5200 (1000 Series), 532 (Industrial), 532 US BUILT, 5340 (40 Series), 540 (Industrial), 540B, 545 (Industrial), 545A, 5600 (100 Series), 5610 (10 Series), 5700 (100 Series), 5900 (100 Series), 6600 (100 Series), 6610 (10 Series), 6700 (100 Series), 6710 (10 Series), 7000 (1000 Series), 7100 (1000 Series), 7200 (1000 Series), 7610 (10 Series), 7710 (10 Series)
9	FORD	EOATG5309	INPUT SHAFT SPIGOT- 10/16 SPLINES	E2NN7017EA, 83946987		5610 (10 Series), 5610S, 5640 (40 Series), 5900 (100 Series), 6610 (10 Series), 660S, 6640 (40 Series), 6710 (10 Series), 6810 (10 Series), 7010 (10 Series), 7610 (10 Series), 7610S, 7630, 7710 (10 Series), 7740 (40 Series), 7810S, 7840 (40 Series), 8010 (10 Series), 8240 (40 Series), TS100 (TS Series), TS90 (TS Series)



# GEAR PARTS



S.No.	TRACTOR NAME	EO REF NO.	PRODUCT	OEM NO.	PHOTO	MODEL NO.
10	FORD	EOATG5310	PTO DRIVE HUB - 20 SPLINE	C5NNN777AB , E0NNN777AB, E1NNN777AB, 83936827		2000 (1000 Series), 2100 (1000 Series), 2110 (1000 Series), 2120 (1000 Series), 2150 (1000 Series), 2300 (1000 Series), 2310 (1000 Series), 3000 (1000 Series), 3055 (1000 Series), 3100 (1000 Series), 3110 (10 Series), 3120 (1000 Series), 3150 (1000 Series), 3300 (1000 Series), 3310 (1000 Series), 3330 (1000 Series), 3600 (100 Series), 4000 (1000 Series), 4100 (1000 Series), 4110 (10 Series), 4140 (1000 Series), 4200 (1000 Series), 4330 (30 Series), 4340 (40 Series), 4600 (100 Series), 4600SU, 5000 (1000 Series), 5000 US BUILT, 5100 (1000 Series), 5110 (10 Series), 5190 (1000 Series), 5200 (1000 Series), 532 (Industrial), 5340 (40 Series), 5600 (100 Series), 5610 (10 Series), 5610S, 5640 (40 Series), 5700 (100 Series), 5900 (100 Series), 6410 (10 Series), 6600 (100 Series), 6610 (10 Series), 6610S, 6640 (40 Series), 6700 (100 Series), 6710 (10 Series), 6810 (10 Series), 6810S, 7000 (1000 Series), 7010 (10 Series), 7100 (1000 Series), 7200 (1000 Series), 7410 (10 Series), 7600 (100 Series), 7610 (10 Series), 7610S, 7630, 7700 (100 Series), 7710 (10 Series), 7740 (40 Series), 7810 (10 Series), 7810S, 7840 (40 Series), 7910 (10 Series), 8000 (1000 Series), 8010 (10 Series), 8030 (Combines-Clayson), 8210 (10 Series), 8240 (40 Series), 8700 (100 Series), 9000 (1000 Series), 9700 (100 Series), TS100 (TS Series), TS110 (TS Series), TS120A, TS80 (TS Series), TS90 (TS Series), TW10 (TW Series), TW20 (TW Series), TW30 (TW Series)
11	FORD	EOATG5311	GEAR PINION - 21 TEETH	E0NN7106BA , C5NN7106DA, D2NN7106B		2000 (1000 Series), 2000 US BUILT, 2100 (1000 Series), 2110 (1000 Series), 2110LGC, 2120 (1000 Series), 2150 (1000 Series), 230 (Industrial), 2300 (1000 Series), 230A, 230A US BUILT, 231 (Industrial), 231 US BUILT, 2310 (100 Series), 233 (Industrial), 234 (Industrial), 250C, 2600 (100 Series), 2600 US BUILT, 260C, 2610 (10 Series), 2610 US BUILT, 2810 (10 Series), 2910 (10 Series), 3000 (1000 Series), 3000 US BUILT, 3055 (1000 Series), 3100 (1000 Series), 3110 (10 Series), 3120 (1000 Series), 3150 (1000 Series), 3190 (1000 Series), 32300 (30 Series), 3300 (1000 Series), 3310 (1000 Series), 333 (Industrial), 3330 (1000 Series), 334 (Industrial), 335 (Industrial), 335 US BUILT, 340 (Industrial), 3400 (Industrial), 3400 US BUILT, 340A, 340B, 3430 (30 Series), 345C, 345D, 3500 (Industrial), 3500 US BUILT, 3550 (Industrial), 3550 US BUILT, 3600 (100 Series), 3600 US BUILT, 3610 (10 Series), 3610 US BUILT, 3900 (100 Series), 3910 (10 Series), 3930 (30 Series), 4000 (1000 Series), 4000 US BUILT, 4100 (1000 Series), 4110 (10 Series), 4110 US BUILT, 4110LGC, 4130 (30 Series), 4140 (40 Series), 4190 (1000 Series), 420 (Industrial), 420 US BUILT, 4200 (1000 Series), 4330 (30 Series), 4340 (40 Series), 4400 (Industrial), 4400 US BUILT, 4410 (10 Series), 445 (Industrial), 4445 US BUILT, 445A, 445C, 445D, 4500 (Industrial), 4500 US BUILT, 455 (Backhoe), 4600 (100 Series), 4600 US BUILT, 4610 (10 Series), 4610 US BUILT, 4630 (30 Series), 4830 (30 Series), 5000 (1000 Series), 5000 US BUILT, 5030 (30 Series), 515 (Industrial), 515 US BUILT, 530 (Industrial), 530A, 531 (Industrial), 531 US BUILT, 532 (Industrial), 532 US BUILT, 535 (Industrial), 535 US BUILT, 540 (Industrial), 540A, 540B, 545 (Industrial), 545 US BUILT, 545A, 545C, 545D, 550 (Backhoe), 555 (Backhoe), 555A, 555B, 5600 (100 Series), 5610 (10 Series), 5610S, 5640 (40 Series), 5700 (100 Series), 5900 (100 Series), 655 (Backhoe), 655A, 6600 (100 Series), 6610 (10 Series), 6610S, 6640 (40 Series), 6700 (100 Series), 6710 (10 Series), 7010 (10 Series), 7600 (100 Series), 7610 (10 Series), 7610S, 7630, 770 (100 Series), 7710 (10 Series), 7740 (40 Series), 7810S, 7840 (40 Series), 8010 910 Series, 8240 (40 Series), TS100 (TS Series), TS90 (TS Series)
12	FORD	EOATG5312	PTO DRIVE HUB - 15 SPLINE	81801947 , C5NNN777A		3000 (1000 Series), 4000 (1000 Series), 5000 (1000 Series), 5000 US BUILT, 5100 (1000 Series), 5110 (10 Series), 5190 (1000 Series), 5200 (1000 Series), 5340 (40 Series), 5600 (100 Series), 510 (10 Series), 5610S, 5640 (40 Series), 5700 (100 Series), 5900 (100 Series), 6410 (10 Series), 6600 (100 Series), 6610 (10 Series), 6610S, 6640 (40 Series), 6700 (100 Series), 6710 (10 Series), 6810 910 Series, 7000 (1000 Series), 7100 (1000 Series), 7200 (1000 Series), 7600 (100 Series), 7610 (10 Series), 7610S, 7700 (100 Series), 7710 (10 Series), 7740 (40 Series), 7810 (10 Series), 7810S, 7840 (40 Series), 7910 (10 Series), 8000 (1000 Series), 8010 (10 Series), 8240 (40 Series), 9000 (1000 Series), TS100 (TS Series), TS90 (TS Series)
13	FORD	EOATG5313	FRONT GEAR SHIFT COUPLER - 28 TEETH , 17 SPLINES	E6NN7N072AA , D6NN7N072A, C5NN7N072B, 83908699		2000 (1000 Series), 2000 US BUILT, 2100 (1000 Series), 2110 (1000 Series), 230 (Industrial), 230A, 230A US BUILT, 2310 (1000 Series), 234 (Industrial), 250C, 2600 (100 Series), 2600 US BUILT, 260C, 2610 (10 Series), 2610 US BUILT, 2810 (10 Series), 2910 (10 Series), 3000 (1000 Series), 3000 US BUILT, 3230 (30 Series), 3330 (1000 Series), 334 (Industrial), 335 (Industrial), 335 US BUILT, 340 (Industrial), 3400 (Industrial), 3400 US BUILT, 340A, 340B, 3430 (30 Series), 345C, 345D, 3500 (Industrial), 3500 US BUILT, 3550 (Industrial), 3550 US BUILT, 3600 (100 Series), 3600 US BUILT, 3610 (10 Series), 3610 US BUILT, 3910 (10 Series), 3930 (30 Series), 4000 (1000 Series), 4000 US BUILT, 4100 (1000 Series), 4110 (10 Series), 4110 US BUILT, 4130 (30 Series), 4140 (1000 Series), 4190 (1000 Series), 420 (Industrial), 420 US BUILT, 4200 (1000 Series), 4330 (30 Series), 4340 (40 Series), 4400 (Industrial), 4400 US BUILT, 4410 (10 Series), 445 (Industrial), 445 US BUILT, 445A, 445C, 445D, 4500 (Industrial), 4500 US BUILT, 455 (Backhoe), 4610 910 Series, 4610 US BUILT, 4630 (30 Series), 4830 (30 Series), 5000 (1000 Series), 5000 US BUILT, 5030 (30 Series), 515 (Industrial), 515 US BUILT, 530 (Industrial), 530A, 531 (Industrial), 531 US BUILT, 532 (Industrial), 532 US BUILT, 535 (Industrial), 535 US BUILT, 540 (Industrial), 540, 540B, 545 (Industrial), 545 US BUILT, 545A, 545C, 545D, 550 (Backhoe), 555 (Backhoe), 555A, 555B, 5600 (100 Series), 5610 (10 Series), 5610S, 5640 (40 Series), 5900 (100 Series), 655 (Backhoe), 655A, 6600 (100 Series), 6610 (10 Series), 6610S, 6640 (40 Series), 6700 (100 Series), 6710 910 Series, 6810 (10 Series), 7010 (10 Series), 7610 (10 Series), 7630, 7710 (10 Series), 7740 (40 Series), 7840 (40 Series), 8010 (10 Series), 8240 (40 Series), TS100 (TS Series), TS90 (TS Series)
14	FORD	EOATG5314	SECONDARY COUNTER SHAFT - 35 T & 16 SPLINES	C9NN7113B		345C, 345D, 445 (Industrial), 5000 (1000 Series), 5000 US BUILT, 5100 (1000 Series), 5110 (10 Series), 5190 (1000 Series), 5200 (1000 Series), 5340 (40 Series), 545 (Industrial), 545C, 545D, 5600 (100 Series), 5610 (10 Series), 5610S, 5640 (40 Series), 5700 (100 Series), 5900 (100 Series), 6410 (10 Series), 6600 (100 Series), 6610 (10 Series), 6610S, 6640 (40 Series), 6700 (Series), 6710 (10 Series), 6810 (10 Series), 7000 (1000 Series), 7010 (10 Series), 7100 (1000 Series), 7200 (1000 Series), 7600 (1000 Series), 7610 (10 Series), 7610S, 7700 (1000 Series), 7710 (100 Series), 7740 (40 Series), 7810 (10 Series), 7810S, 7840 (40 Series), 8010 (10 Series), 8240 (40 Series)



# GEAR PARTS









S.No.	TRACTOR NAME	EO REF NO.	PRODUCT	OEM NO.	PHOTO	MODEL NO.
15	FORD/NEW HOLLAND	EOATG5315	COUNTER SHAFT - 28 & 30 TEETH , 20 & 17 SPLINES	C9NN7111B , C5NN7111 G		5000 (1000 Series), 5000 US BUILT, 5100 (1000 Series), 5190 (1000 Series), 5200 (1000 Series), 5340 (40 Series), 5600 (100 Series), 5610 (10 Series), 5610S, 5640 (40 Series), 5700 (100 Series), 5900 (100 Series), 6600 (100 Series), 6610 (10 Series), 6610S, 6640 (40 Series), 6700 (100 Series), 6710 (10 Series), 6810 (10 Series), 7010 (10 Series), 7610 (10 Series), 7610S, 7630, 7710 (10 Series), 7740 (40 Series), 7810S, 7840 (40 Series), 8010 (10 Series), 8240 (40 Series), TS100 (TS Series), TS90 (TS Series)
16	FORD/NEW HOLLAND	EOATG5316	REVERSE GEAR - 28 & 32 TEETH	E6NN7N012BA , 83960005 , E2NN7N012BA		5000 (1000 Series), 5000 US BUILT, 5100 (1000 Series), 5190 (1000 Series), 5200 (1000 Series), 5340 (40 Series), 5600 (100 Series), 5610 (10 Series), 5610S, 5640 (40 Series), 5700 (100 Series), 5900 (100 Series), 6600 (100 Series), 6610 (10 Series), 6610S, 6640 (40 Series), 6700 (100 Series), 6710 (10 Series), 6810 (10 Series), 7000 (1000 Series), 7010 (10 Series), 7100 (1000 Series), 7200 (1000 Series), 7600 (1000 Series), 7610 (10 Series), 7610S, 7630, 7700 (100 Series), 7710 (10 Series), 7740 (40 Series), 7210S, 7840 (40 Series), 8010 (10 Series), 8240 (40 Series), TS100 (TS Series), TS90 (TS Series)
17	FORD/NEW HOLLAND	EOATG5317	HUB PTO CLUTCH DRIVE	E0NN750AA , F1NN750AA		3600 (100 Series), 4600 (100 Series), 5000 (1000 Series), 5000 US BUILT, 5100 (1000 Series), 5110 (10 Series), 5190 (1000 Series), 5200 (1000 Series), 532 (Industrial), 5340 (40 Series), 5600 (100 Series), 5610 (10 Series), 5700 (100 Series), 5900 (100 Series), 6410 (10 Series), 6600 (100 Series), 6610 (10 Series), 6700 (100 Series), 6710 (10 Series), 6810 (10 Series), 7000 (1000 Series), 7100 (1000 Series), 7200 (1000 Series), 7410 (10 Series), 7600 (100 Series), 7610 (10 Series), 7700 (100 Series), 7710 (10 Series), 7810 (10 Series), 7910 (10 Series), 8210 (10 Series)
18	FORD/NEW HOLLAND	EOATG5318	SECONDARY COUNTER SHAFT - 16, 35 & 15 TEETH	73401037		7630 / 8030 / FORD
19	FORD/NEW HOLLAND	EOATG5319	FIRST SPEED GEAR - 28 & 44 TEETH	73401311		TS100 (TS Series), TS100 BRAZILIAN, TS110 (TS Series), TS110 BRAZILIAN, TS120 BRAZILIAN, TS120A, TS6000 - (BRAZIL), TS6000 BRAZILIAN, TS6020 - (BRAZIL), TS6020 BRAZILIAN, TS6040 - (BRAZIL), TS6040 BRAZILIAN, TS90 (TS Series)
20	FORD/NEW HOLLAND	EOATG5320	FIRST SPEED GEAR - 28 & 44 TEETH	73401312		TS100 (TS Series), TS100 BRAZILIAN, TS110 (TS Series), TS110 BRAZILIAN, TS120 BRAZILIAN, TS120A, TS6000 - (BRAZIL), TS6000 BRAZILIAN, TS6020 - (BRAZIL), TS6020 BRAZILIAN, TS6040 - (BRAZIL), TS6040 BRAZILIAN, TS90 (TS Series)
21	FORD/NEW HOLLAND	EOATG5321	3rd SPEED GEAR - 28 & 35 TEETH	82987562		250C, 260C, 340B, 345D, 445A, 445D, 5000 (1000 Series), 5000 US BUILT, 530 (Industrial), 545A, 545D, 5600 (100 Series), 5610 (10 Series), 5700 (100 Series), 5900 (100 Series), 6600 (100 Series), 6610 (10 Series), 6700 (100 Series), 6710 (10 Series), 6810 (10 Series), 7000 (1000 Series), 7610 (10 Series), 7630, 7710 (10 Series)
22	FORD/NEW HOLLAND	EOATG5322	COUNTER SLIDING GEAR COUPLING - 23 & 16 TEETH	73401032		TS100 (TS Series), TS100 BRAZILIAN, TS110 (TS Series), TS110 BRAZILIAN, TS120 BRAZILIAN, TS120A, TS6000 - (BRAZIL), TS6000 BRAZILIAN, TS6020 - (BRAZIL), TS6020 BRAZILIAN, TS6040 - (BRAZIL), TS6040 BRAZILIAN, TS90 (TS Series)
23	FORD/NEW HOLLAND	EOATG5323	MAIN SHAFT - 16, 17 & 30 TEETH	73401315		TS100 (TS Series), TS100 BRAZILIAN, TS110 (TS Series), TS110 BRAZILIAN, TS120 BRAZILIAN, TS120A, TS6000 - (BRAZIL), TS6000 BRAZILIAN, TS6020 - (BRAZIL), TS6020 BRAZILIAN, TS6040 - (BRAZIL), TS6040 BRAZILIAN, TS90 (TS Series)
24	FORD/NEW HOLLAND	EOATG5324	REVERSE GEAR - 28 & 30 TEETH	73401313		5630 / 6630 / 7630 / 8030
25	FORD/NEW HOLLAND	EOATG5325	REAR GEAR SHIFT COUPLER - 28 TEETH , 20 SPLINES	E6NN7N072BA, D6NN7N072B, C5NN7N072C		2000 (1000 Series), 2000 US BUILT, 2100 (1000 Series), 2110 (1000 Series), 230 (Industrial), 230A, 230A US BUILT, 2310 (1000 Series), 234 (Industrial), 250C, 2600 (100 Series), 2600 US BUILT, 260C, 2610 (10 Series), 2610 US BUILT, 2810 (10 Series), 2910 (10 Series), 3000 (1000 Series), 3000 US BUILT, 3230 (30 Series), 3330 (1000 Series), 334 (Industrial), 335 (Industrial), 335 US BUILT, 340 (Industrial), 3400 (Industrial), 3400 US BUILT, 340A, 340B, 3430 (30 Series), 345C, 345D, 3500 (Industrial), 3500 US BUILT, 3550 (Industrial), 3550 US BUILT, 3600 (100 Series), 3600 US BUILT, 3610 (10 Series), 3610 US BUILT, 3910 (10 Series), 3930 (30 Series), 4000 (1000 Series), 4000 US BUILT, 4100 (1000 Series), 4110 (10 Series), 4110 US BUILT, 4130 (30 Series), 4140 (1000 Series), 4190 (1000 Series), 420 (Industrial), 420 US BUILT, 4200 (1000 Series), 4330 (30 Series), 4340 (40 Series), 4400 (Industrial), 4400 US BUILT, 4410 (10 Series), 445 (Industrial), 445 US BUILT, 445A, 445C, 445D, 4500 (Industrial), 4500 US BUILT, 455 (Backhoe), 4610 910 Series, 4610 US BUILT, 4630 (30 Series), 4830 (30 Series), 5000 (1000 Series), 5000 US BUILT, 5030 (30 Series), 515 (Industrial), 515 US BUILT, 530 (Industrial), 530A, 531 (Industrial), 531 US BUILT, 532 (Industrial), 532 US BUILT, 535 (Industrial), 535 US BUILT, 540 (Industrial), 540, 540B, 545 (Industrial), 545 US BUILT, 545A, 545C, 545D, 550 (Backhoe), 555 (Backhoe), 555A, 555B, 5600 (100 Series), 5610 (10 Series), 5610S, 5640 (40 Series), 5900 (100 Series), 655 (Backhoe), 655A, 6600 (100 Series), 6610 (10 Series), 6610S, 6640 (40 Series), 6700 (100 Series), 6710 910 Series, 6810 (10 Series), 7010 (10 Series), 7610 (10 Series), 7630, 7710 (10 Series), 7740 (40 Series), 7840 (40 Series), 8010 (10 Series), 8240 (40 Series), TS100 (TS Series), TS90 (TS Series)





# GEAR PARTS








S.No.	TRACTOR NAME	EO REF NO.	PRODUCT	OEM NO.	PHOTO	MODEL NO.
26	FORD	EOATG5326	PTO SHAFT BIG - 305.56MM S - 29 & 6 SPLINES	D2NNN572B, D2NNN752B, E4NNN75 2AA, 81826817, 83947133		3600 (100 Series), 4600 (100 Series), 5000 (1000 Series), 5000 US BUILT, 5100 (1000 Series), 5110 (10 Series), 5190 (1000 Series), 5200 (1000 Series), 532 (Industrial), 5340 (40 Series), 5600 (100 Series), 5610 (10 Series), 5610S, 5700 (100 Series), 5900 (100 Series), 6410 (10 Series), 6600 (100 Series), 6610 (10 Series), 6610S, 6700 (100 Series), 6710 (10 Series), 6810 (10 Series), 7000 (1000 Series), 7100 (1000 Series), 7200 (1000 Series), 7410 (10 Series), 7600 (100 Series), 7610 (10 Series), 7610S, 7700 (100 Series), 7710 (10 Series)
27	FORD	EOATG5327	PTO SHAFT SMALL - 276.35MM - 29 & 6 SPLINES	81827062, D2NNN752C, C5NNN752A, D2NNN752A, 81801921		5000 (1000 Series), 5000 US BUILT, 5100 (1000 Series), 5190 (1000 Series), 5200 (1000 Series), 5340 (40 Series), 7000 (1000 Series), 7100 (1000 Series), 7200 (1000 Series)
28	FORD	EOATG5328	INPUT SHAFT - 10/16 SPLINES	E0NN7017HA, 83926238		5110 (10 Series), 5610 (10 Series), 5900 (100 Series), 6410 (10 Series), 6610 (10 Series), 6710 (10 Series), 6810 (10 Series), 7610 (10 Series), 7710 (10 Series)
29	FORD	EOATG5329	DOUBLE GEAR - 30 & 56 TEETH	C5NN7113D, 81804754		2000 (1000 Series), 2000 US BUILT, 2100 (1000 Series), 2110 (1000 Series), 2110LCG, 2120 (1000 Series), 2150 (1000 Series), 230 (Industrial), 2300 (1000 Series), 230A, 230A US BUILT, 231 (Industrial), 231 US BUILT, 2310 (1000 Series), 233 (Industrial), 234 (Industrial), 2600 (100 Series), 2600 US BUILT, 2600N, 2600V, 2610 (10 Series), 2610 US BUILT, 2610V, 3000 (1000 Series), 3000 US BUILT, 3055 (1000 Series), 3100 (1000 Series), 3110 (10 Series), 3120 (1000 Series), 3150 (1000 Series), 3190 (1000 Series), 3300 (1000 Series), 3310 (10 Series), 333 (Industrial), 3330 (1000 Series), 334 (Industrial), 335 (Industrial), 335 US BUILT, 3400 (Industrial), 3400 US BUILT, 3500 (Industrial), 3600 (100 Series), 3600 US BUILT, 3600N, 3600V, 3610 (10 Series), 3610 US BUILT, 3610V, 4000 (1000 Series), 4110 (10 Series), 4110LCG, 530 (Industrial), 530A, 531 (Industrial), 531 US BUILT
30	FORD	EOATG5330	GEAR TRANSMISSION 1st SPEED - 28 & 46 TEETH	C5NN7100F, 81813565		2000 (1000 Series), 2000 US BUILT, 2100 (1000 Series), 2110 (1000 Series), 230 (Industrial), 230A, 230A US BUILT, 2310 (1000 Series), 234 (Industrial), 250C, 2600 (100 Series), 2600 US BUILT, 260C, 2610 (10 Series), 2610 US BUILT, 2810 (10 Series), 2910 (10 Series), 3000 (1000 Series), 3000 US BUILT, 3230 (30 Series), 3330 (1000 Series), 334 (Industrial), 335 (Industrial), 335 US BUILT, 340 (Industrial), 3400 (Industrial), 3400 US BUILT, 340A, 340B, 3430 (30 Series), 345C, 345D, 3500 (Industrial), 3500 US BUILT, 3550 (Industrial), 3550 US BUILT, 3600 (100 Series), 3600 US BUILT, 3610 (10 Series), 3610 US BUILT, 3910 (10 Series), 3930 (30 Series), 4000 (1000 Series), 4000 US BUILT, 4100 (1000 Series), 4110 (10 Series), 4110 US BUILT, 4130 (30 Series), 4140 (1000 Series), 4190 (1000 Series), 420 (Industrial), 420 US BUILT, 4200 (1000 Series), 4330 (30 Series), 4340 (40 Series), 4400 (Industrial), 4400 US BUILT, 4410 (10 Series), 445 (Industrial), 445 US BUILT, 445A, 445C, 445D, 4500 (Industrial), 4500 US BUILT, 455 (Backhoe), 4610 910 Series, 4610 US BUILT, 4630 (30 Series), 4830 (30 Series), 5000 (1000 Series), 5000 US BUILT, 5030 (30 Series), 515 (Industrial), 515 US BUILT, 530 (Industrial), 530A, 531 (Industrial), 531 US BUILT, 532 (Industrial), 532 US BUILT, 535 (Industrial), 535 US BUILT, 540 (Industrial), 540 US BUILT, 540B, 545 (Industrial), 545 US BUILT, 545A, 545C, 545D, 550 (Backhoe), 555 (Backhoe), 555A, 555B, 5600 (100 Series), 5610 (10 Series), 5610S, 5640 (40 Series), 5900 (100 Series), 655 (Backhoe), 655A, 6600 (100 Series), 6610 (10 Series), 6610S, 6640 (40 Series), 6700 (100 Series), 6710 910 Series, 6810 (10 Series), 7010 (10 Series), 7610 (10 Series), 7630, 7710 (10 Series)
31	FORD	EOATG5331	GEAR TRANSMISSION 2nd SPEED - 28 & 43 TEETH	C5NN7102F, 81813567		2000 (1000 Series), 2000 US BUILT, 2100 (1000 Series), 2110 (1000 Series), 230 (Industrial), 230A, 230A US BUILT, 2310 (1000 Series), 234 (Industrial), 250C, 2600 (100 Series), 2600 US BUILT, 260C, 2610 (10 Series), 2610 US BUILT, 2810 (10 Series), 2910 (10 Series), 3000 (1000 Series), 3000 US BUILT, 3230 (30 Series), 3330 (1000 Series), 334 (Industrial), 335 (Industrial), 335 US BUILT, 340 (Industrial), 3400 (Industrial), 3400 US BUILT, 340A, 340B, 3430 (30 Series), 345C, 345D, 3500 (Industrial), 3500 US BUILT, 3550 (Industrial), 3550 US BUILT, 3600 (100 Series), 3600 US BUILT, 3610 (10 Series), 3610 US BUILT, 3910 (10 Series), 3930 (30 Series), 4000 (1000 Series), 4000 US BUILT, 4100 (1000 Series), 4110 (1000 Series), 4110 US BUILT, 4130 (30 Series), 4140 (1000 Series), 4190 (1000 Series), 420 (Industrial), 420 US BUILT, 4200 (1000 Series), 4330 (30 Series), 4340 (40 Series), 4400 (Industrial), 4400 US BUILT, 4410 (10 Series), 445 (Industrial), 445 US BUILT, 445A, 445C, 445D, 4500 (Industrial), 4500 US BUILT, 455 (Backhoe), 4610 910 Series, 4610 US BUILT, 4630 (30 Series), 4830 (30 Series), 5000 (1000 Series), 5000 US BUILT, 5030 (30 Series), 515 (Industrial), 515 US BUILT, 530 (Industrial), 530A, 531 (Industrial), 531 US BUILT, 532 (Industrial), 532 US BUILT, 535 (Industrial), 535 US BUILT, 540 (Industrial), 540 US BUILT, 540B, 545 (Industrial), 545 US BUILT, 545A, 545C, 545D, 550 (Backhoe), 555 (Backhoe), 555A, 555B, 5600 (100 Series), 5610 (10 Series), 5610S, 5640 (40 Series), 5900 (100 Series), 655 (Backhoe), 655A, 6600 (100 Series), 6610 (10 Series), 6610S, 6640 (40 Series), 6700 (100 Series), 6710 910 Series, 6810 (10 Series), 7010 (10 Series), 7610 (10 Series), 7630, 7710 (10 Series), 7740 (40 Series), 7840 (40 Series), 8010 (10 Series), 8240 (40 Series), TS100 (TS Series), TS90 (TS Series)



# GEAR PARTS



S.No.	TRACTOR NAME	EO REF NO.	PRODUCT	OEM NO.	PHOTO	MODEL NO.
32	FORD	EOATG5332	GEAR TRANSMISSION 3 rd SPEED - 28 & 35 TEETH	C5NN7B340A , 81805077		2000 (1000 Series), 2000 US BUILT, 2100 (1000 Series), 2110 (1000 Series), 2110LCG, 2120 (1000 Series), 2150 (1000 Series), 230 (Industrial), 2300 (1000 Series), 230A, 230A US BUILT, 231 (Industrial), 231 US BUILT, 2310 (1000 Series), 233 (Industrial), 234 (Industrial), 2600 (100 Series), 2600 US BUILT, 2600N, 2600V, 2610 (10 Series), 2610 US BUILT, 2610V, 3000 (1000 Series), 3000 US BUILT, 3055 (1000 Series), 3100 (1000 Series), 3110 (10 Series), 3120 (1000 Series), 3150 (1000 Series), 3190 (1000 Series), 3300 (1000 Series), 3310 (10 Series), 333 (Industrial), 3330 (1000 Series), 334 (Industrial), 335 (Industrial), 335 US BUILT, 3400 (Industrial), 3400 US BUILT, 3500 (Industrial), 3600 (100 Series), 3600 US BUILT, 3600N, 3600V, 3610 (10 Series), 3610 US BUILT, 3610V, 4000 (1000 Series), 4110 (10 Series), 4110LCG, 530 (Industrial), 530A, 531 (Industrial), 531 US BUILT
33	FORD	EOATG5333	CLUTCH SHAFT - 19 TEETH	C7NN7017AB , 86NH7017A, 81820864		2000 (1000 Series), 2000 US BUILT, 2100 (1000 Series), 2110 (1000 Series), 2110LCG, 2120 (1000 Series), 2150 (1000 Series), 230 (Industrial), 2300 (1000 Series), 230A, 230A US BUILT, 231 (Industrial), 231 US BUILT, 2310 (1000 Series), 233 (Industrial), 234 (Industrial), 2600 (100 Series), 2600 US BUILT, 2600N, 2600V, 2610 (10 Series), 2610 US BUILT, 2610V, 3000 (1000 Series), 3000 US BUILT, 3055 (1000 Series), 3100 (1000 Series), 3110 (10 Series), 3120 (1000 Series), 3150 (1000 Series), 3190 (1000 Series), 3300 (1000 Series), 3310 (10 Series), 333 (Industrial), 3330 (1000 Series), 334 (Industrial), 335 (Industrial), 335 US BUILT, 3400 (Industrial), 3400 US BUILT, 3500 (Industrial), 3600 (100 Series), 3600 US BUILT, 3600N, 3600V, 3610 (10 Series), 3610 US BUILT, 3610V, 4000 (1000 Series), 4110 (10 Series), 4110LCG, 530 (Industrial), 530A, 531 (Industrial), 531 US BUILT
34	FORD	EOATG5334	MAIN SHAFT -28 DT, 30 TEETH & 17 SPLINES	C5NN7C095D , 8180471		2000 (1000 Series), 2000 US BUILT, 2100 (1000 Series), 2110 (1000 Series), 2110LCG, 2120 (1000 Series), 2150 (1000 Series), 230 (Industrial), 2300 (1000 Series), 230A, 230A US BUILT, 231 (Industrial), 231 US BUILT, 2310 (1000 Series), 233 (Industrial), 234 (Industrial), 2600 (100 Series), 2600 US BUILT, 2600N, 2600V, 2610 (10 Series), 2610 US BUILT, 2610V, 3000 (1000 Series), 3000 US BUILT, 3055 (1000 Series), 3100 (1000 Series), 3110 (10 Series), 3120 (1000 Series), 3150 (1000 Series), 3190 (1000 Series), 3300 (1000 Series), 3310 (10 Series), 333 (Industrial), 3330 (1000 Series), 334 (Industrial), 335 (Industrial), 335 US BUILT, 3400 (Industrial), 3400 US BUILT, 3500 (Industrial), 3600 (100 Series), 3600 US BUILT, 3600N, 3600V, 3610 (10 Series), 3610 US BUILT, 3610V, 4000 (1000 Series), 4110 (10 Series), 4110LCG, 530 (Industrial), 530A, 531 (Industrial), 531 US BUILT
35	FORD	EOATG5335	GEAR COUNTER SHAFT SECONDARY - 35 & 16 TEETH	C5NN7113B, 81804753		2000 (1000 Series), 2000 US BUILT, 2110LCG, 230A, 230A US BUILT, 231 (Industrial), 231 US BUILT, 2310 (1000 Series), 233 (Industrial), 234 (Industrial), 250C, 2600 (100 Series), 2600 US BUILT, 260C, 2610 (10 Series), 2610 US BUILT, 2810 (10 Series), 2910 (10 Series), 3000 (1000 Series), 3000 US BUILT, 3230 (30 Series), 333 (Industrial), 335 (Industrial), 335 US BUILT, 340 (Industrial), 3400 (Industrial), 3400 US BUILT, 340A, 340B, 3430 (30 Series), 345D, 3500 (Industrial), 3500 US BUILT, 3550 (Industrial), 3550 US BUILT, 3600 (100 Series), 3600 US BUILT, 3610 (10 Series), 3610 US BUILT, 3900 (100 Series), 3910 (10 Series), 3930 (30 Series), 4000 (1000 Series), 4000 US BUILT, 4100 (1000 Series), 4110 (10 Series), 4110 US BUILT, 4110LCG, 4130 (30 Series), 4140 (1000 Series), 4190 (1000 Series), 420 (Industrial), 420 US BUILT, 4200 (1000 Series), 4330 (30 Series), 4340 (40 Series), 4400 (Industrial), 4400 US BUILT, 4410 (10 Series), 445 (Industrial), 445 US BUILT, 445A, 445B, 4500 (Industrial), 4500 US BUILT, 4600 (100 Series), 4600 US BUILT, 4610 (10 Series), 4610 US BUILT, 4630 (30 Series), 4830 (30 Series), 5000 (1000 Series), 5000 US BUILT, 5030 (30 Series), 5100 (1000 Series), 515 (Industrial), 515 US BUILT, 5190 (1000 Series), 5200 (1000 Series), 530A, 531 (Industrial), 531 US BUILT, 532 (Industrial), 532 US BUILT, 5340 (40 Series), 540 (Industrial), 540A, 540B, 545 (Industrial), 545 US BUILT, 545A, 545D, 5600 (100 Series), 5610 (10 Series), 5700 (100 Series), 5900 (100 Series), 6600 (100 Series), 6610 (10 Series), 6700 (100 Series), 6710 (10 Series), 6810 (10 Series), 7000 (1000 Series), 7100 (1000 Series), 7200 (1000 Series)
36	FORD	EOATG5336	COUNTER SHAFT - 28, 18 & 16 TEETH	C5NN7111M , 81813568		10 Series 2110, 2310, 2610, 3110, 3310, 3610, 4110, 100 Series 2100, 3100 1000 Series, 2000, 3000, 4000, 2000 Series, 2120, 2150, 2300, 2600, 30 Series, 3330, 3000 Series, 3055, 3120, 3150, 3300, 3500, 3600 INDUSTRIAL, 3400, 3500 SKID STEER, 3190










# GEAR PARTS









S.No.	TRACTOR NAME	EO REF NO.	PRODUCT	OEM NO.	PHOTO	MODEL NO.
37	FORD	EOATG5338	COUPLING SLIDING GEAR SLEEVE ( OUTER )	D6NN7N072B		2000 (1000 Series), 2000 US BUILT, 2100 (1000 Series), 2110 (1000 Series), 230 (Industrial), 230A, 230A US BUILT, 2310 (1000 Series), 234 (Industrial), 250C, 2600 (1000 Series), 2600 US BUILT, 260C, 2610 (10 Series), 2610 US BUILT, 2810 (10 Series), 2910 (10 Series), 3000 (1000 Series), 3000 US BUILT, 3230 (30 Series), 3330 (1000 Series), 334 (Industrial), 335 (Industrial), 335 US BUILT, 340 (Industrial), 3400 (Industrial), 3400 US BUILT, 340A, 340B, 3430 (30 Series), 345C, 345D, 3500 (Industrial), 3500 US BUILT, 3550 (Industrial), 3550 US BUILT, 3600 (100 Series), 3600 US BUILT, 3610 (10 Series), 3610 US BUILT, 3910 (10 Series), 3930 (30 Series), 4000 (1000 Series), 4000 US BUILT, 4100 (1000 Series), 4110 (10 Series), 4110 US BUILT, 4130 (30 Series), 4140 (1000 Series), 4190 (1000 Series), 420 (Industrial), 420 US BUILT, 4200 (1000 Series), 4330 (30 Series), 4340 (40 Series), 4400 (Industrial), 4400 US BUILT, 4410 (10 Series), 445 (Industrial), 445 US BUILT, 445A, 445C, 445D, 4500 (Industrial), 4500 US BUILT, 455 (Backhoe), 4610 910 Series), 4610 US BUILT, 4630 (30 Series), 4830 (30 Series), 5000 (1000 Series), 5000 US BUILT, 5030 (30 Series), 515 (Industrial), 515 US BUILT, 530 (Industrial), 530A, 531 (Industrial), 531 US BUILT, 532 (Industrial), 532 US BUILT, 535 (Industrial), 535 US BUILT, 540 (Industrial), 540, 540B, 545 (Industrial), 545 US BUILT, 545A, 545C, 545D, 550 (Backhoe), 555 (Backhoe), 555A, 555B, 5600 (100 Series), 5610 (10 Series), 5610S, 5640 (40 Series), 5900 (100 Series), 655 (Backhoe), 655A, 6600 (100 Series), 6610 (10 Series), 6610S, 6640 (40 Series), 6700 (100 Series), 6710 910 Series), 6810 (10 Series), 7010 (10 Series), 7610 (10 Series), 7630, 7710 (10 Series), 7740 (40 Series), 7840 (40 Series), 8010 (10 Series), 8240 (40 Series), TS100 (TS Series), TS90 (TS Series)
38	FORD	EOATG5339	3rd SPEED GEAR - 28 &35 TEETH	C5NN7N339D , 83960029 , E9NN7N315AA		2810 (10 Series), 2910 (10 Series), 3230 (30 Series), 340A, 3430 (30 Series), 3550 (Industrial), 3550 US BUILT, 3900 (100 Series), 3910 (10 Series), 3930 (30 Series), 4000 (1000 Series), 4000 US BUILT, 4100 (1000 Series), 4110 (10 Series), 4110 US BUILT, 4130 (30 Series), 420 (Industrial), 420 US BUILT, 4400 (Industrial), 4400 US BUILT, 445 (Industrial), 445 US BUILT, 4500 (Industrial), 4500 US BUILT, 4600 (100 Series), 4600 US BUILT, 4610 (10 Series), 4610 US BUILT, 4630 (30 Series), 4830 (30 Series), 5000 (1000 Series), 5030(30 Series), 5100 (1000 Series), 515 (Industrial), 515 US BUILT, 5190 (1000 Series), 5200 (1000 Series), 532 (Industrial), 532 US BUILT, 5340 (40 Series), 540A, 540B, 545 (Industrial), 545 US BUILT, 545B
39	FORD	EOATG5340	3rd SPEED GEAR - 28 &20 T	964916M1/ 1680360M1		133 (100 Series), 135 (100 Series), 135 GAS / 135 PETROL, 135 US BUILT, 140 (100 Series), 145 (100 Series), 148 (100 Series), 150 (100 Series), 152 (100 Series), 155 (100 Series), 158 (100 Series), 165 (100 Series), 165 US BUILT, 168 (100 Series), 175 (100 Series), 175 US BUILT, 185 (100 Series), 188 (100 Series), 20 (Industrial Tractors), 20C (Industrial Tractors), 20D (Industrial Tractors), 20F (Industrial Tractors), 230 (200 Series), 231 (200 Series), 235 (200 Series), 240 (200 Series), 245 (200 Series), 250 (200 Series), 253 (200 Series), 261 (200 Series), 263 (200 Series), 265 (200 Series), 270 (200 Series), 275 (200 Series), 282 (200 Series), 282 US BUILT, 283 (200 Series), 285 (FR), 290 (200 Series), 298 (200 Series), 30 (Industrial Tractors), 31 (Industrial Tractors), 350 (300 Series), 355 (300 Series), 360 (300 Series), 362 (300 Series), 365 (300 Series), 375 (300 Series), 375E BRAZILIAN, 383 (300 Series), 390 (300 Series), 390E BRAZILIAN, 390T, 393 (300 Italian Series), 396 (300 Series), 40E (Industrial Tractors), 4225 (4200/4300 Series), 4235 (4200/4300 Series), 4245 (4200/4300 Series), 4255 (4200/4300 Series), 4265 (4200/4300 Series), 4315 (4200/4300 Series), 4325 (4200/4300 Series), 4335 (4200/4300 Series), 4345 (4200/4300 Series), 4355 (4200/4300 Series), 50C (Industrial Tractors), 50D (Industrial Tractors), 50E (Industrial Tractors), 50F (Industrial Tractors), 50H (Industrial Tractors), 550 (Industrial Tractors), 50F (Industrial Tractors), 50H (Industrial Tractors), 550 (500 Series), 565 (500 Series), 575 (500 Series), 590 (500 Series), 60H (Industrial Tractors)
40	MASSEY FERGUSON	EOATG5341	PINION INTERMEDIATE SPEED- 23/17 T	180419M1/ 53203304		1080 (1000 N.A Series), 1085 (1000 N.A Series), 1200 (Articulated Series), 133 (100 Series), 135 (100 Series), 135 GAS / 135 PETROL, 135 US BUILT, 140 (100 Series), 145 (100 Series), 148 (100 Series), 150 (100 Series), 152 (100 Series), 155 (100 Series), 158 (100 Series), 165 (100 Series), 165 US BUILT, 168 (100 Series), 175 (100 Series), 175 US BUILT, 185 (100 Series), 188 (100 Series), 20 (Industrial Tractors), 20C (Industrial Tractors), 20D (Industrial Tractors), 20F (Industrial Tractors), 230 (200 Series), 231 (200 Series), 235 (200 Series), 240 (200 Series), 245 (200 Series), 250 (200 Series), 253 (200 Series), 261 (200 Series), 263 (200 Series), 265 (200 Series), 265S (TR), 270 (200 Series), 275 (200 Series), 282 (200 Series), 282 US BUILT, 283 (200 Series), 285 (FR), 285S (TR), 285 US BUILT, 290 (200 Series), 290 BRAZILIAN, 290 US BUILT, 298 (200 Series), 30 (Industrial Tractors), 31 (Industrial Tractors), 3165 (Industrial Tractors), 35 (Pre 100 Series(1947-65)), 35 GAS/ 35 PETROL, 35 US BUILT, 30 (300 Series), 355 (300 Series), 35X (Pre 100 Series(1947-65)), 360 (300 Series), 362 (300 Series), 365 (300 Series), 375 (300 Series), 375E BRAZILIAN, 383 (300 Italian Series), 390 (300 Series), 390E BRAZILIAN, 390T, 393 (300 Italian Series), 396 (300 Series), 40 (Industrial Tractors), 40B (Industrial Tractors), 415 BRAZILIAN, 4225 (4200/4300 Series), 4235 (4200/4300 Series), 4245 (4200/4300 Series), 425 BRAZILIAN, 4255 (4200/4300 Series), 4265 (4200/4300 Series), 4315 (4200/4300 Series)




S.No.	TRACTOR NAME	EO REF NO.	PRODUCT	OEM NO.	PHOTO	MODEL NO.
41	MASSEY FERGUSON	EOATG5342	PLANETARY GEAR 12 T	894769M1 / 184176M1		133 (100 Series), 135 (100 Series), 135 GAS / 135 PETROL, 135 US BUILT, 140 (100 Series), 145 (100 Series), 148 (100 Series), 150 (100 Series), 152 (100 Series), 155 (100 Series), 158 (100 Series), 165 (100 Series), 165 US BUILT, 168 (100 Series), 175 (100 Series), 175 US BUILT, 185 (100 Series), 188 (100 Series), 20 (Industrial Tractors), 20C (Industrial Tractors), 20D (Industrial Tractors), 20F (Industrial Tractors), 230 (200 Series), 231 (200 Series), 235 (200 Series), 240 (200 Series), 245 (200 Series), 250 (200 Series), 253 (200 Series), 261 (200 Series), 263 (200 Series), 265 (200 Series), 270 (200 Series), 275 (200 Series), 282 (200 Series), 282 US BUILT, 283 (200 Series), 285 (FR), 290 (200 Series), 298 (200 Series), 30 (Industrial Tractors), 31 (Industrial Tractors), 350 (300 Series), 355 (300 Series), 360 (300 Series), 362 (300 Series), 365 (300 Series), 375 (300 Series), 375E BRAZILIAN, 383 (300 Series), 390 (300 Series), 390E BRAZILIAN, 390T, 393 (300 Italian Series), 396 (300 Series), 40E (Industrial Tractors), 4225 (4200/4300 Series), 4235 (4200/4300 Series), 4245 (4200/4300 Series), 4255 (4200/4300 Series), 4265 (4200/4300 Series), 4315 (4200/4300 Series), 4325 (4200/4300 Series), 4335 (4200/4300 Series), 4345 (4200/4300 Series), 4355 (4200/4300 Series), 50C (Industrial Tractors), 50D (Industrial Tractors), 50F (Industrial Tractors), 50H (Industrial Tractors), 550 (Industrial Tractors), 50F (Industrial Tractors), 50H (Industrial Tractors), 550 (500 Series), 565 (500 Series), 575 (500 Series), 590 (500 Series), 595 (500 Series), 65 (Pre 100 Series (1947-65)), 65 US BUILT, 675 (600 Series), 765 (Pre 100 Series (1947-65)), 865 (Pre 100 Series (1947-65)), TO35 (TE20 Series)
42	MASSEY FERGUSON	EOATG5343	1ST GEAR 44/18 T	1682688M1 / 520700M1		1080 (1000 N.A Series), 1085 (1000 N.A Series), 1200 (Articulated Series), 133 (100 Series), 135 (100 Series), 135 GAS / 135 PETROL, 135 US BUILT, 140 (100 Series), 145 (100 Series), 148 (100 Series), 150 (100 Series), 152 (100 Series), 155 (100 Series), 158 (100 Series), 165 (100 Series), 165 US BUILT, 168 (100 Series), 175 (100 Series), 175 US BUILT, 185 (100 Series), 188 (100 Series), 20 (Industrial Tractors), 20C (Industrial Tractors), 20D (Industrial Tractors), 20F (Industrial Tractors), 230 (200 Series), 231 (200 Series), 235 (200 Series), 240 (200 Series), 245 (200 Series), 250 (200 Series), 253 (200 Series), 261 (200 Series), 263 (200 Series), 265 (200 Series), 265S (TR), 270 (200 Series), 275 (200 Series), 282 (200 Series), 282 US BUILT, 283 (200 Series), 285 (FR), 285S (TR), 285 US BUILT, 290 (200 Series), 290 BRAZILIAN, 290 US BUILT, 298 (200 Series), 30 (Industrial Tractors), 31 (Industrial Tractors), 3165 (Industrial Tractors), 35 (Pre 100 Series (1947-65)), 35 GAS/ 35 PETROL, 35 US BUILT, 30 (300 Series), 355 (300 Series), 35X (Pre 100 Series (1947-65)), 360 (300 Series), 362 (300 Series), 365 (300 Series), 375 (300 Series), 375E BRAZILIAN, 383 (300 Italian Series), 390 (300 Series), 390E BRAZILIAN, 390T, 393 (300 Italian Series), 396 (300 Series), 40 (Industrial Tractors), 40B (Industrial Tractors), 415 BRAZILIAN, 4225 (4200/4300 Series), 4235 (4200/4300 Series), 4245 (4200/4300 Series), 425 BRAZILIAN, 4255 (4200/4300 Series), 4265 (4200/4300 Series), 4315 (4200/4300 Series), 4325 (4200/4300 Series), 4335 (4200/4300 Series), 4345 (4200/4300 Series), 435 BRAZILIAN, 4355 (4200/4300 Series), 440 BRAZILIAN, 50 (Industrial Tractors), 50B (Industrial Tractors), 50C (Industrial Tractors), 50D (Industrial Tractors), 50F (Industrial Tractors), 50H (Industrial Tractors), 550 (500 Series), 560 (500 Series), 565 (500 Series), 575 (500 Series), 590 (500 Series), 60H (Industrial Tractors), 65 (PRE 100 Series (1947-65)), 675 (600 Series), 690 (600 Series), 765 (Pre 100 Series (1947-65)), 865 (Pre 100 Series (1947-65))
43	MASSEY FERGUSON	EOATG5344	PINION MAIN DRIVE SHAFT - 24/10 T	964925M3		135 (100 Series), 135 GAS/ 135 PETROL, 145 (100 Series), 148 (100 Series), 152 (100 Series), 155 (100 Series), 158 (100 Series), 165 (100 Series), 165 US BUILT, 168 (100 Series), 175 (100 Series), 175 US BUILT, 185 (100 Series), 188 (100 Series), 20C (Industrial Tractors), 20D (Industrial Tractors), 240 (200 Series), 250 (200 Series), 255 (200 Series), 260 (200 Series), 265 (200 Series), 270 (200 Series), 275 (200 Series), 282 (200 Series), 282 US BUILT, 285 (FR), 290 (200 Series), 290 US BUILT, 375E BRAZILIAN, 390E BRAZILIAN, 560 (500 Series), 565 (500 Series), 575 (500 Series), 675 (600 Series)
44	MASSEY FERGUSON	EOATG5345	PTO INPUT SHAFT- 17/25 T	1868530M91, 1868531M1		135 (100 Series), 135 GAS/ 135 PETROL, 145 (100 Series), 148 (100 Series), 152 (100 Series), 155 (100 Series), 158 (100 Series), 165 (100 Series), 165 US BUILT, 168 (100 Series), 175 (100 Series), 175 US BUILT, 185 (100 Series), 188 (100 Series), 20C (Industrial Tractors), 20D (Industrial Tractors), 240 (200 Series), 250 (200 Series), 255 (200 Series), 260 (200 Series), 265 (200 Series), 270 (200 Series), 275 (200 Series), 282 (200 Series), 282 US BUILT, 285 (FR), 290 (200 Series), 290 US BUILT, 375E BRAZILIAN, 390E BRAZILIAN, 560 (500 Series), 565 (500 Series), 575 (500 Series), 675 (600 Series)
45	MASSEY FERGUSON	EOATG5346	REVERSE GEAR - 13/21T	183040M1/ 53203201/ 18672 74M1/ 1660919M1		1080 (1000 N.A Series), 1085 (1000 N.A Series), 1200 (Articulated Series), 133 (100 Series), 135 (100 Series), 135 GAS / 135 PETROL, 135 US BUILT, 140 (100 Series), 145 (100 Series), 148 (100 Series), 150 (100 Series), 152 (100 Series), 155 (100 Series), 158 (100 Series), 165 (100 Series), 165 US BUILT, 168 (100 Series), 175 (100 Series), 175 US BUILT, 185 (100 Series), 188 (100 Series), 20 (Industrial Tractors), 20C (Industrial Tractors), 20D (Industrial Tractors), 20F (Industrial Tractors), 230 (200 Series), 231 (200 Series), 235 (200 Series), 240 (200 Series), 245 (200 Series), 250 (200 Series), 253 (200 Series), 261 (200 Series), 263 (200 Series), 265 (200 Series), 265S (TR), 270 (200 Series), 275 (200 Series), 282 (200 Series), 282 US BUILT, 283 (200 Series), 285 (FR), 285S (TR), 285 US BUILT, 290 (200 Series), 290 BRAZILIAN, 290 US BUILT, 298 (200 Series), 30 (Industrial Tractors), 31 (Industrial Tractors), 3165 (Industrial Tractors), 35 (Pre 100 Series (1947-65)), 35 GAS/ 35 PETROL, 35 US BUILT, 30 (300 Series), 355 (300 Series), 35X (Pre 100 Series (1947-65)), 360 (300 Series), 362 (300 Series), 365 (300 Series), 375 (300 Series), 375E BRAZILIAN, 383 (300 Italian Series), 390 (300 Series), 390E BRAZILIAN, 390T, 393 (300 Italian Series), 396 (300 Series), 40 (Industrial Tractors), 40B (Industrial Tractors), 415 BRAZILIAN, 4225 (4200/4300 Series), 4235 (4200/4300 Series), 4245 (4200/4300 Series), 425 BRAZILIAN, 4255 (4200/4300 Series), 4265 (4200/4300 Series), 4315 (4200/4300 Series), 4325 (4200/4300 Series), 4335 (4200/4300 Series), 4345 (4200/4300 Series), 435 BRAZILIAN, 4355 (4200/4300 Series), 440 BRAZILIAN, 50 (Industrial Tractors), 50B (Industrial Tractors), 50C (Industrial Tractors), 50D (Industrial Tractors), 50F (Industrial Tractors), 50H (Industrial Tractors), 550 (500 Series), 560 (500 Series), 565 (500 Series), 575 (500 Series), 590 (500 Series), 60H (Industrial Tractors), 65 (PRE 100 Series (1947-65)), 675 (600 Series), 690 (600 Series), 765 (Pre 100 Series (1947-65)), 865 (Pre 100 Series (1947-65)), TO35 (TE20 Series)



# GEAR PARTS



S.No.	TRACTOR NAME	EO REF NO.	PRODUCT	OEM NO.	PHOTO	MODEL NO.
46	MASSEY FERGUSON	EOATG5347	. PTO INPUT SHAFT - 17/10T - WITH ONE LOCK	1860009M91, 906919M91, 906920M1		133 (100 Series), 135 (100 Series), 135 GAS / 135 PETROL, 135 US BUILT, 140 (100 Series), 148 (100 Series), 150 (100 Series), 152 (100 Series), 155 (100 Series), 158 (100 Series), 165 (100 Series), 165 US BUILT, 168 (100 Series), 175 (100 Series), 175 US BUILT, 185 (100 Series), 188 (100 Series), 20 (Industrial Tractors), 30 (Industrial Tractors), 31 (Industrial Tractors)
47	MASSEY FERGUSON	EOATG5348	GEAR 2nd & 4th - 36/46/18 T	891904M1/ 1682691M1 /8809 57M1		1085 (1000 N.A Series), 133 (100 Series), 135 (100 Series), 135 GAS / 135 PETROL, 135 US BUILT, 140 (100 Series), 145 (100 Series), 148 (100 Series), 150 (100 Series), 152 (100 Series), 155 (100 Series), 158 (100 Series), 165 (100 Series), 165 (100 Series), 165 US BUILT, 168 (100 Series), 175 (100 Series), 175 US BUILT, 185 (100 Series), 188 (100 Series), 20 (Industrial Tractors), 20C (Industrial Tractors), 20D (Industrial Tractors), 20F (Industrial Tractors), 230 (200 Series), 231 (200 Series), 235 (200 Series), 240 (200 Series), 245 (200 Series), 250 (200 Series), 253 (200 Series), 261 (200 Series), 263 (200 Series), 265 (200 Series), 265 (200 Series), 265S (TR), 270 (200 Series), 275 (200 Series), 282 (200 Series), 282 US BUILT, 283 (200 Series), 285 (FR), 285S (TR), 285 US BUILT, 290 (200 Series), 290 BRAZILIAN, 290 US BUILT, 298 (200 Series), 30 (Industrial Tractors), 31 (Industrial Tractors), 3165 (Industrial Tractors), 35 (Pre 100 Series(1947-65)), 35 GAS/ 35 PETROL, 35 US BUILT, 30 (300 Series), 355 (300 Series), 35X (Pre 100 Series(1947-65)), 360 (300 Series), 362 (300 Series), 365 (300 Series), 375 (300 Series), 375E BRAZILIAN, 383 (300 Italian Series), 390 (300 Series), 390E BRAZILIAN, 390T, 393 (300 Italian Series), 396 (300 Series), 40 (Industrial Tractors), 40B (Industrial Tractors), 415 BRAZILIAN, 4225 (4200/4300 Series), 4235 (4200/4300 Series), 4245 (4200/4300 Series), 425 BRAZILIAN, 4255 (4200/4300 Series), 4265 (4200/4300 Series), 4315 (4200/4300 Series), 4325 (4200/4300 Series), 4335 (4200/4300 Series), 4345 (4200/4300 Series), 435 BRAZILIAN, 4355 (4200/4300 Series), 440 BRAZILIAN, 50 (Industrial Tractors), 50B (Industrial Tractors), 50C (Industrial Tractors), 50D (Industrial Tractors), 50F (Industrial Tractors), 50H (Industrial Tractors), 550 (500 Series), 560 (500 Series), 565 (500 Series), 575 (500 Series), 590 (500 Series), 60H (Industrial Tractors), 65 (PRE 100 Series (1947-65)), 675 (600 Series), 690 (600 Series), 765 (Pre 100 Series (1947-65))
48	MASSEY FERGUSON	EOATG5349	SHAFT POWER STEERING	1676665M1/ 898359M2		165 (100 Series), 165 US BUILT, 168 (100 Series), 175 (100 Series), 175 US BUILT, 185 (100 Series), 188 (100 Series), 20C (Industrial Tractors), 20D (Industrial Tractors), 240 (200 Series), 250 (200 Series), 255 (200 Series), 260 (200 Series), 265 (200 Series), 270 (200 Series), 275 (200 Series), 282 (200 Series), 282 US BUILT, 285 (FR), 290 (200 Series), 290 US BUILT, 375E BRAZILIAN, 390E BRAZILIAN, 560 (500 Series), 565 (500 Series), 575 (500 Series), 675 (600 Series), 690 (600 Series)
49	MASSEY FERGUSON	EOATG5350	NEW MF STEERING SHAFT	1676666M1		165 (100 Series), 165 US BUILT, 168 (100 Series), 175 (100 Series), 175 US BUILT, 185 (100 Series), 188 (100 Series), 20C (Industrial Tractors), 20D (Industrial Tractors), 240 (200 Series), 250 (200 Series), 255 (200 Series), 260 (200 Series), 265 (200 Series), 270 (200 Series), 275 (200 Series), 282 (200 Series), 282 US BUILT, 285 (FR), 290 (200 Series), 290 US BUILT, 375E BRAZILIAN, 390E BRAZILIAN, 560 (500 Series), 565 (500 Series), 575 (500 Series), 675 (600 Series), 690 (600 Series)
50	MASSEY FERGUSON	EOATG5351	PINION MAIN DRIVE SHAFT - 26/10 T	1862423M3		135 (100 Series), 135 GAS/ 135 PETROL, 145 (100 Series), 148 (100 Series), 152 (100 Series), 155 (100 Series), 158 (100 Series), 165 (100 Series), 165 US BUILT, 168 (100 Series), 175 (100 Series), 175 US BUILT, 185 (100 Series), 188 (100 Series), 20C (Industrial Tractors), 20D (Industrial Tractors), 240 (200 Series), 250 (200 Series), 255 (200 Series), 260 (200 Series), 265 (200 Series), 270 (200 Series), 275 (200 Series), 282 (200 Series), 282 US BUILT, 285 (FR), 290 (200 Series), 290 US BUILT, 375E BRAZILIAN, 390E BRAZILIAN, 560 (500 Series), 565 (500 Series), 575 (600 Series)
51	MASSEY FERGUSON	EOATG5352	GEAR 3RD MAINSHAFT - 41/18 T	1660094M1/ 1682690M1/ 964917M1		133 (100 Series), 135 (100 Series), 135 GAS / 135 PETROL, 135 US BUILT, 140 (100 Series), 145 (100 Series), 148 (100 Series), 150 (100 Series), 152 (100 Series), 155 (100 Series), 158 (100 Series), 165 (100 Series), 165 US BUILT, 168 (100 Series), 175 (100 Series), 175 US BUILT, 185 (100 Series), 188 (100 Series), 20 (Industrial Tractors), 20C (Industrial Tractors), 20D (Industrial Tractors), 20F (Industrial Tractors), 230 (200 Series), 231 (200 Series), 235 (200 Series), 240 (200 Series), 245 (200 Series), 250 (200 Series), 253 (200 Series), 261 (200 Series), 263 (200 Series), 265 (200 Series), 270 (200 Series), 275 (200 Series), 282 (200 Series), 282 US BUILT, 283 (200 Series), 285 (FR), 290 (200 Series), 298 (200 Series), 30 (Industrial Tractors), 31 (Industrial Tractors), 350 (300 Series), 355 (300 Series), 360 (300 Series), 362 (300 Series), 365 (300 Series), 375 (300 Series), 375E BRAZILIAN, 383 (300 Series), 390 (300 Series), 390E BRAZILIAN, 390T, 393 (300 Italian Series), 396 (300 Series), 40E (Industrial Tractors), 4225 (4200/4300 Series), 4235 (4200/4300 Series), 4245 (4200/4300 Series), 4255 (4200/4300 Series), 4265 (4200/4300 Series), 4315 (4200/4300 Series), 4325 (4200/4300 Series), 4335 (4200/4300 Series), 4345 (4200/4300 Series), 4355 (4200/4300 Series), 50C (Industrial Tractors), 50D (Industrial Tractors), 50F (Industrial Tractors), 50H (Industrial Tractors), 550 (500 Series), 560 (500 Series), 565 (500 Series), 575 (500 Series), 590 (500 Series), 60H (Industrial Tractors)






S.No.	TRACTOR NAME	EO REF NO.	PRODUCT	OEM NO.	PHOTO	MODEL NO.
52	MASSEY FERGUSON	EOATG5353	COUPLER PLANETARY SHIFT SMALL - 27/18 T	184770M3		1080 (1000 N.A Series), 1085 (1000 N.A Series), 133 (100 Series), 135 (100 Series), 135 US BUILT, 140 (100 Series), 145 (100 Series), 148 (100 Series), 150 (100 Series), 152 (100 Series), 155 (100 Series), 158 (100 Series), 165 (100 Series), 165 US BUILT, 168 (100 Series), 175 (100 Series), 175 US BUILT, 178 (100 Series), 178 US BUILT, 180 (100 Series), 185 (100 Series), 20 (Industrial Tractors), 20C (Industrial Tractors), 20D (Industrial Tractors), 20E (Industrial Tractors), 20F (Industrial Tractors), 2135 (Industrial Tractors), 230 (300 Series), 230 US BUILT, 231 (200 Series), 235 (200 Series), 255 (200 Series), 260 (200 Series), 263 (200 Series), 235 (200 Series), 265 S (TR), 275 (200 Series), 30 (Industrial Tractors), 3050 (3000 Series), 3060 (3000 Series), 3065 (3000 Series), 3070 (3000 Series), 3075 (3000 Series), 3080 (3000 Series), 3085 (3000 Series), 3090 (3000 Series), 3095 (3000 Series), 31 (Industrial Tractors), 3115 (3000 Series), 3120 (3000 Series), 3125 (3000 Series), 3165 (Industrial Tractors), 340 (300 Series), 342 (300 Series), 350 (300 Series), 352 (300 Series), 355 (300 Series), 360 (300 Series), 362 (300 Series), 3635 (3600 Series), 3645 (3600 Series), 365 (300 Series), 3655 (3600 Series), 375 (300 Series), 375E BRAZILIAN, 40B (Industrial Tractors), 40E (Industrial Tractors), 415 BRAZILIAN, 425 BRAZILIAN, 435 BRAZILIAN, 50C (Industrial Tractors), 50D (Industrial Tractors), 5425 (5400 Series), 5435 (5400 Series), 5435 (5400 Series), 5445 (5400 Series), 5455 (5400 Series), 5460 (5400 Series), 5465 (5400 Series), 550 (500 Series), 560 (500 Series), 6120 (6100 Series), 6130 (6100 Series), 6140 (6100 Series), 6150 (6100 Series), 6170 (6100 Series), 6180 (6100 Series), 6190 (6100 Series), 6235 (6200 Series), 6245 (6200 Series), 6255 (6200 Series), 6260 (6200 Series), 6265 (6200 Series), 6270 (6200 Series), 6280 (6200 Series), 6290 (6200 Series), 6445 (6400 Series), 6455 (6400 Series), 6460 (6400 Series), 6465 (6400 Series), 6470 (6400 Series), 6475 (6400 Series), 6480 (6400 Series), 65 (PRE 100 Series(1947-65)), 6475 (6400 Series), 6480 (6400 Series), 65 (Pre 100 Series(1947-65)), 765 (Pre 100 Series (1947-65)), 8110 (8100 Series), 8120 (8100 Series), 8130 (8100 Series), 8140 (8100 Series), 8220 (8200 Series), 8240 (8200 Series)
53	MASSEY FERGUSON	EOATG5354	COUNTER SHAFT HOLLOW - 20/15/17 T	906472M2/ 906743M92		1085 (1000 N.A Series), 133 (100 Series), 135 (100 Series), 135 GAS / 135 PETROL, 135 US BUILT, 140 (100 Series), 145 (100 Series), 148 (100 Series), 150 (100 Series), 152 (100 Series), 155 (100 Series), 158 (100 Series), 165 (100 Series), 165 US BUILT, 168 (100 Series), 175 (100 Series), 175 US BUILT, 185 (100 Series), 188 (100 Series), 20 (Industrial Tractors), 20C (Industrial Tractors), 20D (Industrial Tractors), 20F (Industrial Tractors), 230 (200 Series), 231 (200 Series), 235 (200 Series), 240 (200 Series), 245 (200 Series), 250 (200 Series), 253 (200 Series), 261 (200 Series), 263 (200 Series), 265 (200 Series), 265S (TR), 270 (200 Series), 275 (200 Series), 282 (200 Series), 282 US BUILT, 283 (200 Series), 285 (FR), 285S (TR), 285 US BUILT, 290 (200 Series), 290 BRAZILIAN, 290 US BUILT, 298 (200 Series), 30 (Industrial Tractors), 31 (Industrial Tractors), 3165 (Industrial Tractors), 35 (Pre 100 Series(1947-65)), 35 GAS/ 35 PETROL, 35 US BUILT, 30 (300 Series), 355 (300 Series), 35X (Pre 100 Series(1947-65)), 360 (300 Series), 362 (300 Series), 365 (300 Series), 375 (300 Series), 375E BRAZILIAN, 383 (300 Italian Series), 390 (300 Series), 390E BRAZILIAN, 390T, 393 (300 Italian Series), 396 (300 Series), 40 (Industrial Tractors), 40B (Industrial Tractors), 415 BRAZILIAN, 4225 (4200/4300 Series), 4235 (4200/4300 Series), 4245 (4200/4300 Series), 425 BRAZILIAN, 4255 (4200/4300 Series), 4265 (4200/4300 Series), 4315 (4200/4300 Series), 4325 (4200/4300 Series), 4335 (4200/4300 Series), 4345 (4200/4300 Series), 435 BRAZILIAN, 4355 (4200/4300 Series), 440 BRAZILIAN, 50 (Industrial Tractors), 50B (Industrial Tractors), 50C (Industrial Tractors), 50D (Industrial Tractors), 50F (Industrial Tractors), 50H (Industrial Tractors), 550 (500 Series), 560 (500 Series), 565 (500 Series), 575 (500 Series), 590 (500 Series), 595 (500 Series)
54	MASSEY FERGUSON	EOATG5355	PTO GEAR 53/21 T	1868532M1/ 1671706M4		133 (100 Series), 135 (100 Series), 135 GAS / 135 PETROL, 135 US BUILT, 140 (100 Series), 145 (100 Series), 148 (100 Series), 150 (100 Series), 152 (100 Series), 155 (100 Series), 158 (100 Series), 165 (100 Series), 165 US BUILT, 168 (100 Series), 175 (100 Series), 175 US BUILT, 185 (100 Series), 188 (100 Series), 20 (Industrial Tractors), 20C (Industrial Tractors), 20D (Industrial Tractors), 20F (Industrial Tractors), 230 (200 Series), 231 (200 Series), 235 (200 Series), 240 (200 Series), 245 (200 Series), 250 (200 Series), 253 (200 Series), 261 (200 Series), 263 (200 Series), 265 (200 Series), 270 (200 Series), 275 (200 Series), 282 (200 Series), 282 US BUILT, 283 (200 Series), 285 (FR), 290 (200 Series), 298 (200 Series), 30 (Industrial Tractors), 31 (Industrial Tractors), 350 (300 Series), 355 (300 Series), 360 (300 Series), 362 (300 Series), 365 (300 Series), 375 (300 Series), 375E BRAZILIAN, 383 (300 Series), 390 (300 Series), 390E BRAZILIAN, 390T, 393 (300 Italian Series), 396 (300 Series), 40E (Industrial Tractors), 4225 (4200/4300 Series), 4235 (4200/4300 Series), 4245 (4200/4300 Series), 4255 (4200/4300 Series), 4265 (4200/4300 Series), 4315 (4200/4300 Series), 4325 (4200/4300 Series), 4335 (4200/4300 Series), 4345 (4200/4300 Series), 4355 (4200/4300 Series), 50C (Industrial Tractors), 50D (Industrial Tractors), 50F (Industrial Tractors), 50H (Industrial Tractors), 550 (Industrial Tractors), 50F (Industrial Tractors), 50H (Industrial Tractors), 550 (500 Series), 565 (500 Series), 575 (500 Series), 590 (500 Series)





# GEAR PARTS



S.No.	TRACTOR NAME	EO REF NO.	PRODUCT	OEM NO.	PHOTO	MODEL NO.
55	MASSEY FERGUSON	EOATG5356	COUPLER PLANETARY SHIFT LONG - 27/18 T	1866557M2/ 180435M1		1085 (1000 N.A Series), 133 (100 Series), 135 (100 Series), 135 GAS / 135 PETROL, 135 US BUILT, 140 (100 Series), 145 (100 Series), 148 (100 Series), 150 (100 Series), 152 (100 Series), 155 (100 Series), 158 (100 Series), 165 (100 Series), 165 US BUILT, 168 (100 Series), 175 (100 Series), 175 US BUILT, 185 (100 Series), 188 (100 Series), 20 (Industrial Tractors), 20C (Industrial Tractors), 20D (Industrial Tractors), 20F (Industrial Tractors), 230 (200 Series), 231 (200 Series), 235 (200 Series), 240 (200 Series), 245 (200 Series), 250 (200 Series), 253 (200 Series), 261 (200 Series), 263 (200 Series), 265 (200 Series), 265S (TR), 270 (200 Series), 275 (200 Series), 282 (200 Series), 282 US BUILT, 283 (200 Series), 285 (FR), 285S (TR), 285 US BUILT, 290 (200 Series), 290 BRAZILIAN, 290 US BUILT, 298 (200 Series), 30 (Industrial Tractors), 31 (Industrial Tractors), 3165 (Industrial Tractors), 35 (Pre 100 Series(1947-65)), 35 GAS/ 35 PETROL, 35 US BUILT, 30 (300 Series), 355 (300 Series), 35X (Pre 100 Series(1947-65)), 360 (300 Series), 362 (300 Series), 365 (300 Series), 375 (300 Series), 375E BRAZILIAN, 383 (300 Italian Series), 390 (300 Series), 390E BRAZILIAN, 390T, 393 (300 Italian Series), 396 (300 Series), 40 (Industrial Tractors), 40B (Industrial Tractors), 415 BRAZILIAN, 4225 (4200/4300 Series), 4235 (4200/4300 Series), 4245 (4200/4300 Series), 425 BRAZILIAN, 4255 (4200/4300 Series), 4265 (4200/4300 Series), 4315 (4200/4300 Series), 4325 (4200/4300 Series), 4335 (4200/4300 Series), 4345 (4200/4300 Series), 435 BRAZILIAN, 4355 (4200/4300 Series), 440 BRAZILIAN, 50 (Industrial Tractors), 50B (Industrial Tractors), 50C (Industrial Tractors), 50D (Industrial Tractors), 50F (Industrial Tractors), 50H (Industrial Tractors), 550 (500 Series), 560 (500 Series), 565 (500 Series), 575 (500 Series), 590 (500 Series), 60H (Industrial Tractors), 65 (PRE 100 Series (1947-65)), 675 (600 Series), 690 (600 Series), 765 (Pre 100 Series (1947-65))
56	MASSEY FERGUSON	EOATG5357	PINION MAIN DRIVE SHAFT - 18/10T	964926M3		133 (100 Series), 135 (100 Series), 135 GAS / 135 PETROL, 135 US BUILT, 140 (100 Series), 145 (100 Series), 148 (100 Series), 150 (100 Series), 152 (100 Series), 155 (100 Series), 158 (100 Series), 165 (100 Series), 165 US BUILT, 168 (100 Series), 175 (100 Series), 175 US BUILT, 185 (100 Series), 188 (100 Series), 20 (Industrial Tractors), 20C (Industrial Tractors), 20D (Industrial Tractors), 20F (Industrial Tractors), 230 (200 Series), 231 (200 Series), 235 (200 Series), 240 (200 Series), 245 (200 Series)
57	MASSEY FERGUSON	EOATG5358	PTO INPUT SHAFT -16/25 T	1671704M91/ 1671705M1		20D (Industrial Tractors), 20F (Industrial Tractors), 230 (200 Series), 231 (200 Series), 235 (200 Series), 240 (200 Series), 245 (200 Series), 250 (200 Series), 253 (200 Series), 261 (200 Series), 263 (200 Series), 265 (200 Series), 265S (TR), 270 (200 Series), 275 (200 Series), 282 (200 Series), 282 US BUILT, 283 (200 Series), 285 (FR), 285S (TR), 285 US BUILT, 290 (200 Series), 290 BRAZILIAN, 290 US BUILT, 298 (200 Series), 30 (Industrial Tractors), 31 (Industrial Tractors), 3165 (Industrial Tractors), 35 (Pre 100 Series(1947-65)), 35 GAS/ 35 PETROL, 35 US BUILT, 30 (300 Series), 355 (300 Series), 35X (Pre 100 Series(1947-65)), 360 (300 Series), 362 (300 Series), 365 (300 Series), 375 (300 Series), 375E BRAZILIAN, 383 (300 Italian Series), 390 (300 Series), 390E BRAZILIAN, 390T, 393 (300 Italian Series), 396 (300 Series), 40 (Industrial Tractors), 40B (Industrial Tractors), 415 BRAZILIAN, 4225 (4200/4300 Series), 4235 (4200/4300 Series), 4245 (4200/4300 Series), 425 BRAZILIAN, 4255 (4200/4300 Series), 4265 (4200/4300 Series), 4315 (4200/4300 Series), 4325 (4200/4300 Series), 4335 (4200/4300 Series), 4345 (4200/4300 Series), 435 BRAZILIAN, 4355 (4200/4300 Series), 440 BRAZILIAN, 50 (Industrial Tractors), 50B (Industrial Tractors), 50C (Industrial Tractors), 50D (Industrial Tractors), 50F (Industrial Tractors), 50H (Industrial Tractors), 550 (500 Series), 560 (500 Series), 565 (500 Series), 575 (500 Series), 590 (500 Series)
58	MASSEY FERGUSON	EOATG5359	MAIN SHAFT - 18 splines & 22 T WITH GROOVE	1870151M1		1085 (1000 N.A Series), 135 (100 Series), 135 GAS/ 135 PETROL, 145 (100 Series), 148 (100 Series), 152 (100 Series), 155 (100 Series), 158 (100 Series), 165 (100 Series), 165 US BUILT, 168 (100 Series), 175 (100 Series), 175 US BUILT, 185 (100 Series), 188 (100 Series), 20C (Industrial Tractors), 20D (Industrial Tractors), 240 (200 Series), 250 (200 Series), 255 (200 Series), 260 (200 Series), 265 (200 Series), 270 (200 Series), 275 (200 Series), 282 (200 Series), 282 US BUILT, 285 (FR), 290 (200 Series), 290 US BUILT, 375E BRAZILIAN, 390E BRAZILIAN, 560 (500 Series), 565 (500 Series), 575 (500 Series), 590 (500 Series)
59	MASSEY FERGUSON	EOATG5360	GEAR COUPLING -28/22T	1866557M1		1004 (600 Series), 1004T, 1080 (1000 N.A Series), 1085 (1000 N.A Series), 1200 (Articulated Series), 133 (100 Series), 135 (100 Series), 135 GAS / 135 PETROL, 135 US BUILT, 140 (100 Series), 145 (100 Series), 148 (100 Series), 150 (100 Series), 152 (100 Series), 155 (100 Series), 158 (100 Series), 165 (100 Series), 165 US BUILT, 168 (100 Series), 175 (100 Series), 175 US BUILT, 185 (100 Series), 188 (100 Series), 20 (Industrial Tractors), 20C (Industrial Tractors), 20D (Industrial Tractors), 20F (Industrial Tractors), 230 (200 Series), 231 (200 Series), 235 (200 Series), 240 (200 Series), 245 (200 Series), 250 (200 Series), 253 (200 Series), 261 (200 Series), 263 (200 Series), 265 (200 Series), 265S (TR), 270 (200 Series), 275 (200 Series), 282 (200 Series), 282 US BUILT, 283 (200 Series), 285 (FR), 285S (TR), 285 US BUILT, 290 (200 Series), 290 BRAZILIAN, 290 US BUILT, 298 (200 Series), 30 (Industrial Tractors), 31 (Industrial Tractors), 3165 (Industrial Tractors), 35 (Pre 100 Series(1947-65)), 35 GAS/ 35 PETROL, 35 US BUILT, 30 (300 Series), 355 (300 Series), 35X (Pre 100 Series(1947-65)), 360 (300 Series), 362 (300 Series), 365 (300 Series), 375 (300 Series), 375E BRAZILIAN, 383 (300 Italian Series), 390 (300 Series), 390E BRAZILIAN, 390T, 393 (300 Italian Series), 396 (300 Series), 40 (Industrial Tractors), 40B (Industrial Tractors), 415 BRAZILIAN, 4225 (4200/4300 Series), 4235 (4200/4300 Series), 4245 (4200/4300 Series), 425 BRAZILIAN, 4255 (4200/4300 Series), 4265 (4200/4300 Series), 4315 (4200/4300 Series), 4325 (4200/4300 Series), 4335 (4200/4300 Series), 4345 (4200/4300 Series), 435 BRAZILIAN, 4355 (4200/4300 Series), 440 BRAZILIAN, 50 (Industrial Tractors), 50B (Industrial Tractors), 50C (Industrial Tractors), 50D (Industrial Tractors), 50F (Industrial Tractors), 50H (Industrial Tractors), 550 (500 Series), 560 (500 Series), 565 (500 Series), 575 (500 Series), 590 (500 Series), 60H (Industrial Tractors), 65 (PRE 100 Series (1947-65)), 675 (600 Series), 690 (600 Series), 698 (600 Series), 698T, 699 (600 Series)

S.No.	TRACTOR NAME	EO REF NO.	PRODUCT	OEM NO.	PHOTO	MODEL NO.
60	MASSEY FERGUSON	EOATG5361	MAIN SHAFT 18/22 T WITHOUT GROOVES	1687642M1/ 1682448M1		1085 (1000 N.A Series), 133 (100 Series), 135 (100 Series), 135 GAS / 135 PETROL, 135 US BUILT, 140 (100 Series), 148150 (100 Series), 152 (100 Series), 155 (100 Series), 165 (100 Series), 165 US BUILT, 168 (100 Series), 188 (100 Series), 20 (Industrial Tractors), 235 (200 Series), 240 (200 Series), 255 (200 Series), 265 (200 Series), 30 (Industrial Tractors), 31 (Industrial Tractors), 40B
61	MASSEY FERGUSON	EOATG5362	MAIN SHAFT 14" - 18 SPLINES - 5 GROOVE	1687643 M1/ 1682449M1		1085 (1000 N.A Series), 133 (100 Series), 135 (100 Series), 135 GAS / 135 PETROL, 135 US BUILT, 140 (100 Series), 148150 (100 Series), 152 (100 Series), 155 (100 Series), 165 (100 Series), 165 US BUILT, 168 (100 Series), 188 (100 Series), 20 (Industrial Tractors), 235 (200 Series), 240 (200 Series), 255 (200 Series), 265 (200 Series), 30 (Industrial Tractors), 31 (Industrial Tractors), 40B
62	MASSEY FERGUSON	EOATG5363	MAIN SHAFT 14" - 18 SPLINE - 7 GROOVE	1870149M2		1085 (1000 N.A Series), 133 (100 Series), 135 (100 Series), 135 GAS / 135 PETROL, 135 US BUILT, 140 (100 Series), 148150 (100 Series), 152 (100 Series), 155 (100 Series), 165 (100 Series), 165 US BUILT, 168 (100 Series), 188 (100 Series), 20 (Industrial Tractors), 235 (200 Series), 240 (200 Series), 255 (200 Series), 265 (200 Series), 30 (Industrial Tractors), 31 (Industrial Tractors), 40B
63	MASSEY FERGUSON		PINION HIGH SPEED 33/17	180415M1 / 1617923M3 / 1867253M2		1080 (1000 N.A Series), 1085 (1000 N.A Series), 1200 (Articulated Series), 133 (100 Series), 135 (100 Series), 135 GAS / 135 PETROL, 135 US BUILT, 140 (100 Series), 145 (100 Series), 148 (100 Series), 150 (100 Series), 152 (100 Series), 155 (100 Series), 158 (100 Series), 165 (100 Series), 165 US BUILT, 168 (100 Series), 175 (100 Series), 175 US BUILT, 185 (100 Series), 188 (100 Series), 20 (Industrial Tractors), 20C (Industrial Tractors), 20D (Industrial Tractors), 20F (Industrial Tractors), 230 (200 Series), 231 (200 Series), 235 (200 Series), 240 (200 Series), 245 (200 Series), 250 (200 Series), 253 (200 Series), 261 (200 Series), 263 (200 Series), 265 (200 Series), 265S (TR), 270 (200 Series), 275 (200 Series), 282 (200 Series), 282 US BUILT, 283 (200 Series), 285 (FR), 285S (TR), 285 US BUILT, 290 (200 Series), 290 BRAZILIAN, 290 US BUILT, 298 (200 Series), 30 (Industrial Tractors), 31 (Industrial Tractors), 3165 (Industrial Tractors), 35 (Pre 100 Series(1947-65)), 35 GAS/ 35 PETROL, 35 US BUILT, 30 (300 Series), 355 (300 Series), 35X (Pre 100 Series(1947-65)), 360 (300 Series), 362 (300 Series), 365 (300 Series), 375 (300 Series), 375E BRAZILIAN, 383 (300 Italian Series), 390 (300 Series), 390E BRAZILIAN, 390T, 393 (300 Italian Series), 396 (300 Series), 40 (Industrial Tractors), 40B (Industrial Tractors), 415 BRAZILIAN, 4225 (4200/4300 Series), 4235 (4200/4300 Series), 4245 (4200/4300 Series), 425 BRAZILIAN, 4255 (4200/4300 Series), 4265 (4200/4300 Series), 4315 (4200/4300 Series), 4325 (4200/4300 Series), 4335 (4200/4300 Series), 4345 (4200/4300 Series), 435 BRAZILIAN, 4355 (4200/4300 Series), 440 BRAZILIAN, 50 (Industrial Tractors), 50B (Industrial Tractors), 50C (Industrial Tractors), 50D (Industrial Tractors), 50F (Industrial Tractors), 50H (Industrial Tractors), 550 (500 Series), 560 (500 Series), 565 (500 Series), 575 (500 Series), 590 (500 Series), 60H (Industrial Tractors), 65 (PRE 100 Series (1947-65)), 675 (600 Series), 690 (600 Series), 765 (Pre 100 Series (1947-65)), 865 (Pre 100 Series (1947-65)), TO35 (TE20 Series)






# HYDRAULIC PARTS





# HYDRAULIC PARTS



S.No.	TRACTOR NAME	EO REF NO.	PRODUCT	OEM NO.	PHOTO	MODEL NO.
1	Ford	EOHDL5001	ROCKER SHAFT O/M	C5NE6563AA		4830 (30 Series), 5000 (1000 Series), 5030 (30 Series), 5100 (1000 Series), 5110 (10 Series), 5200 (1000 Series), 5340 (40 Series), 555 (Backhoe), 5600 (100 Series), 5610 (10 Series), 5700 (100 Series), 575 (Backhoe), 5900 (100 Series), 6410 (10 Series), 655 (Backhoe), 6600 (100 Series), 6610 (10 Series), 6700 (100 Series), 6710 (10 Series), 675 (Backhoe), 6810 (10 Series), 7000 (1000 Series), 7100 (1000 Series), 7200 (1000 Series), 7410 (10 Series), 755 (Backhoe), 7600 (100 Series), 7610 (10 Series), 7630, 7700 (100 Series), 7710 (10 Series), TS100 (TS Series), TS110 (TS Series), TS80 (TS Series), TS90 (TS Series)
2	Ford	EOHDL5002	ROCKER SHAFT N/M	E7NN6563AA		550, 555, 555B, 555A, LX885, LS180, L865, L785, LX
3	Ford	EOHDL5003	PUSH GUIDE (VALVE-TAPPET)	C7NN6500B		2000 (1000 Series), 2000 US BUILT, 2100 (1000 Series), 2110 (1000 Series), 2120 (1000 Series), 230 (Industrial), 2300 (1000 Series), 230A, 230A US BUILT, 231 (Industrial), 231 US BUILT, 2310 (1000 Series), 233 (Industrial), 234 (Industrial), 250C, 2600 (100 Series), 2600 US BUILT, 260C, 2610 (10 Series), 2610 US BUILT, 2810 (10 Series), 2910 (10 Series), 3000 (1000 Series), 3000 US BUILT, 3055 (1000 Series), 3100 (1000 Series), 3120 (1000 Series), 3230 (30 Series), 333 (Industrial), 3330 (1000 Series), 334 (Industrial), 335 (Industrial), 335 US BUILT, 340 (Industrial), 3400 (Industrial), 3400 US BUILT, 340A, 340B, 3430 (30 Series), 345C, 345D, 3500 (Industrial), 3500 US BUILT, 3550 (Industrial), 3550 US BUILT, 3600 (100 Series), 3600 US BUILT, 3610 (10 Series), 3610 US BUILT, 3900 (100 Series), 3910 (10 Series), 3930 (30 Series), 4000 (1000 Series), 4000 US BUILT, 4100 (1000 Series), 4110 (10 Series), 4110 US BUILT, 4110 LCG, 4130 (30 Series), 4140 (1000 Series), 420 (Industrial), 420 US BUILT, 4200 (1000 Series), 4330 (30 Series), 4340 (40 Series), 4400 (Industrial), 4400 US BUILT, 4410 (10 Series), 445 (Industrial), 445 US BUILT, 445A, 445C, 445D, 450, 4500 (Industrial), 4500 US BUILT, 455 (Backhoe), 455C, 455D, 4600 (100 Series), 4600 US BUILT, 4610 (10 Series), 4610 US BUILT, 4630 (30 Series), 4830 (30 Series), 5000 (1000 Series), 5000 US BUILT, 5030 (30 Series), 5100 (1000 Series), 5110 (10 Series), 515 (Industrial), 515 US BUILT, 5200 (1000 Series), 530A, 531 (Industrial), 531 US BUILT, 532 (Industrial), 532 US BUILT, 5340 (40 Series), 535 (Industrial), 535 US BUILT, 540 (Industrial), 540A, 540B, 545 (Industrial), 545 US BUILT, 545B, 545C, 545D, 550 (Backhoe), 5500 (Backhoe), 555 (Backhoe), 5550 (Backhoe), 555A, 555B, 555C, 555D, 555E, 5600 (100 Series), 5610 (10 Series), 5610S, 5640 (40 Series), 5700 (100 Series), 575 (Backhoe), 575D, 575E, 5900 (100 Series), 6410 (10 Series), 650 (1954-1957-Hundred Series), 655 (Backhoe), 655A, 655C, 655D, 655E, 6600 (100 Series), 6610 (10 Series), 6610S, 6640 (40 Series), 6700 (100 Series), 6710 (10 Series), 675D, 675E, 6810 (10 Series), 7000 (1000 Series), 7100 (1000 Series), 7200 (1000 Series), 7410 (10 Series), 750, 7500 (Backhoe), 755 (Backhoe), 755A, 755B, 7600 (100 Series), 7610 (10 Series), 7610S, 7630, 7640, 7700 (100 Series), 7710 (10 Series), 7740 (40 Series), 7810 (10 Series), 7810S, 7840 (40 Series), 7910 (10 Series), 8000 (1000 Series), 8010 (10 Series), 8100 (100 Series), 8160 (60 Series), 8200 (100 Series), 8210 (10 Series), 8240 (40 Series), 8260 (60 Series), 8340 (40 Series), 8360 (60 Series), 8530 (30 Series), 8560 (60 Series), 8600 (100 Series), 8630 (30 Series), 8670 (70 Series), 8700 (100 Series), 8730 (30 Series), 8770 (70 Series), 8830 (30 Series), 9000 (1000 Series), 9200 (100 Series), 9600 (100 Series), 9700 (100 Series), TS100 (TS Series), TS110 (TS Series), TS115 (TS Series), TS80 (TS Series), TS90 (TS Series), TW10 (TW Series), TW15 (TW Series), TW20 (TW Series), TW25 (TW Series), TW30 (TW Series), TW35 (TW Series), TW5 (TW Series)








S.No.	TRACTOR NAME	EO REF NO.	PRODUCT	OEM NO.	PHOTO	MODEL NO.
4	Ford	EOHDL5004	RAIL TRANS GEAR SHIFT (HIGH & LOW)	CSNN7240AD		2000 (1000 Series), 2000 US BUILT, 2100 (1000 Series), 2110 (1000 Series), 2110LCG, 2120 (1000 Series), 2150 (1000 Series), 230 (Industrial), 2300 (1000 Series), 230A, 230A US BUILT, 230 AIND, 231 (Industrial), 231 US BUILT, 2310 (1000 Series), 233 (Industrial), 2600N (Industrial), 250C, 2600 (100 Series), 2600 US BUILT, 2600N, 2600V, 260C, 2610 (10 Series), 2610 US BUILT, 2610V, 2810 (10 Series), 2910 (10 Series), 3000 (1000 Series), 3000 US BUILT, 3055 (1000 Series), 3100 (1000 Series), 3110 (10 Series), 3120 (1000 Series), 3150 (1000 Series), 3190 (1000 Series), 3230 (30 Series), 3300 (1000 Series), 3310 (1000 Series), 333 (Industrial), 3330 (1000 Series), 334 (Industrial), 335 (Industrial), 335 US BUILT, 340 (Industrial), 3400 (Industrial), 3400 US BUILT, 340A, 340B, 3430 (30 Series), 345D, 3500 (Industrial), 3500 US BUILT, 3550 (Industrial), 3550 US BUILT, 3600 (100 Series), 3600 US BUILT, 3600N, 3600V, 3610 (10 Series), 3610 US BUILT, 3610V, 3900 (100 Series), 3910 (10 Series), 3910N, 3910V, 3930 (30 Series), 3930N, 4000 (1000 Series), 4000 US BUILT, 4100 (1000 Series), 4110 (10 Series), 4110 US BUILT, 4110LCG, 4110N, 4110V, 4130 (30 Series), 4130N, 4140 (1000 Series), 4190 (1000 Series), 420 (Industrial), 420 US BUILT, 4200 (1000 Series), 4330 (30 Series), 4340 (40 Series), 4400 (Industrial), 4400 US BUILT, 4410 (10 Series), 445 (Industrial), 445 US BUILT, 445A, 445D, 4500 (Industrial), 4500 US BUILT, 455 (Backhoe), 4600 (100 Series), 4600 US BUILT, 4600SU, 4610 (10 Series), 4610 US BUILT, 4610SU, 4610V, 4630 (30 Series), 4630N, 4830 (30 Series), 4830N, 5000 (1000 Series), 5030 (30 Series), 5100 (1000 Series), 515 (Industrial), 515 US BUILT, 5190 (1000 Series), 5200 (1000 Series), 530 (Industrial), 530A, 531 (Industrial), 531 US BUILT, 532 (Industrial), 532 US BUILT, 5340 (40 Series), 535 (Industrial), 535 US BUILT, 540 (Industrial), 540A, 540B, 545 (Industrial), 545 US BUILT, 545A, 545C, 545D, 550 (Backhoe), 555 (Backhoe), 555A, 655 (Backhoe), 7630, 8630 (30 Series)
5	Ford	EOHDL5005	RAIL TRANS GEAR SHIFT (7&3 - 5&1)	CSNN7240A		2000 (1000 Series), 2000 US BUILT, 2100 (1000 Series), 2110 (1000 Series), 2110LCG, 2120 (1000 Series), 2150 (1000 Series), 230 (Industrial), 2300 (1000 Series), 230A, 230A US BUILT, 230 AIND, 231 (Industrial), 231 US BUILT, 2310 (1000 Series), 233 (Industrial), 2600N (Industrial), 250C, 2600 (100 Series), 2600 US BUILT, 2600N, 2600V, 260C, 2610 (10 Series), 2610 US BUILT, 2610V, 2810 (10 Series), 2910 (10 Series), 3000 (1000 Series), 3000 US BUILT, 3055 (1000 Series), 3100 (1000 Series), 3110 (10 Series), 3120 (1000 Series), 3150 (1000 Series), 3190 (1000 Series), 3230 (30 Series), 3300 (1000 Series), 3310 (1000 Series), 333 (Industrial), 3330 (1000 Series), 334 (Industrial), 335 (Industrial), 335 US BUILT, 340 (Industrial), 3400 (Industrial), 3400 US BUILT, 340A, 340B, 3430 (30 Series), 345D, 3500 (Industrial), 3500 US BUILT, 3550 (Industrial), 3550 US BUILT, 3600 (100 Series), 3600 US BUILT, 3600N, 3600V, 3610 (10 Series), 3610 US BUILT, 3610V, 3900 (100 Series), 3910 (10 Series), 3910N, 3910V, 3930 (30 Series), 3930N, 4000 (1000 Series), 4000 US BUILT, 4100 (1000 Series), 4110 (10 Series), 4110 US BUILT, 4110LCG, 4110N, 4110V, 4130 (30 Series), 4130N, 4140 (1000 Series), 4190 (1000 Series), 420 (Industrial), 420 US BUILT, 4200 (1000 Series), 4330 (30 Series), 4340 (40 Series), 4400 (Industrial), 4400 US BUILT, 4410 (10 Series), 445 (Industrial), 445 US BUILT, 445A, 445D, 4500 (Industrial), 4500 US BUILT, 455 (Backhoe), 4600 (100 Series), 4600 US BUILT, 4600SU, 4610 (10 Series), 4610 US BUILT, 4610SU, 4610V, 4630 (30 Series), 4630N, 4830 (30 Series), 4830N, 5000 (1000 Series), 5030 (30 Series), 5100 (1000 Series), 515 (Industrial), 515 US BUILT, 5190 (1000 Series), 5200 (1000 Series), 530 (Industrial), 530A, 531 (Industrial), 531 US BUILT, 532 (Industrial), 532 US BUILT, 5340 (40 Series), 535 (Industrial), 535 US BUILT, 540 (Industrial), 540A, 540B, 545 (Industrial), 545 US BUILT, 545A, 545C, 545D, 550 (Backhoe), 555 (Backhoe), 555A, 655 (Backhoe), 7630








# HYDRAULIC PARTS






S.No.	TRACTOR NAME	EO REF NO.	PRODUCT	OEM NO.	PHOTO	MODEL NO.
6	Ford	EOHDL5006	RAIL TRANS GEAR SHIFT (2&6 REVERSE)	C5NN7240B		2000 (1000 Series), 2000 US BUILT, 2100 (1000 Series), 2110 (1000 Series), 2110LCG, 2120 (1000 Series), 2150 (1000 Series), 230 (Industrial), 2300 (1000 Series), 230A, 230A US BUILT, 230 AIND, 231 (Industrial), 231 US BUILT, 2310 (1000 Series), 233 (Industrial), 234 (Industrial), 250C, 2600 (100 Series), 2600 US BUILT, 2600N, 2600V, 260C, 2610 (10 Series), 2610 US BUILT, 2610V, 2810 (10 Series), 2910 (10 Series), 3000 (1000 Series), 3000 US BUILT, 3055 (1000 Series), 3100 (1000 Series), 3110 (10 Series), 3120 (1000 Series), 3150 (1000 Series), 3190 (1000 Series), 3230 (30 Series), 3300 (1000 Series), 3310 (1000 Series), 333 (Industrial), 3330 (1000 Series), 334 (Industrial), 335 (Industrial), 335 US BUILT, 340 (Industrial), 3400 (Industrial), 3400 US BUILT, 340A, 340B, 3430 (30 Series), 345D, 3500 (Industrial), 3500 US BUILT, 3550 (Industrial), 3550 US BUILT, 3600 (100 Series), 3600 US BUILT, 3600N, 3600V, 3610 (10 Series), 3610 US BUILT, 3610V, 3900 (100 Series), 3910 (10 Series), 3910N, 3910V, 3930 (30 Series), 3930N, 4000 (1000 Series), 4000 US BUILT, 4100 (1000 Series), 4110 (10 Series), 4110 US BUILT, 4110LCG, 4110N, 4110V, 4130 (30 Series), 4130N, 4140 (1000 Series), 4190 (1000 Series), 420 (Industrial), 420 US BUILT, 4200 (1000 Series), 4330 (30 Series), 4340 (40 Series), 4400 (Industrial), 4400 US BUILT, 4410 (10 Series), 445 (Industrial), 445 US BUILT, 445A, 445D, 4500 (Industrial), 4500 US BUILT, 455 (Backhoe), 4600 (100 Series), 4600 US BUILT, 4600SU, 4610 (10 Series), 4610 US BUILT, 4610SU, 4610V, 4630 (30 Series), 4630N, 4830 (30 Series), 4830N, 5000 (1000 Series), 5030 (30 Series), 5100 (1000 Series), 515 (Industrial), 515 US BUILT, 5190 (1000 Series), 5200 (1000 Series), 530 (Industrial), 530A, 531 (Industrial), 531 US BUILT, 532 (Industrial), 532 US BUILT, 5340 (40 Series), 535 (Industrial), 535 US BUILT, 540 (Industrial), 540A, 540B, 545 (Industrial), 545 US BUILT, 545A, 545C, 545D, 550 (Backhoe), 555 (Backhoe), 555A, 655 (Backhoe), 7630
7	Ford	EOHDL5007	RAIL TRANS GEAR SHIFT (4&8)	C5NN7240L		2000 (1000 Series), 2000 US BUILT, 2100 (1000 Series), 2110 (1000 Series), 2110LCG, 2120 (1000 Series), 2150 (1000 Series), 230 (Industrial), 2300 (1000 Series), 230A, 230A US BUILT, 230 AIND, 231 (Industrial), 231 US BUILT, 2310 (1000 Series), 233 (Industrial), 234 (Industrial), 250C, 2600 (100 Series), 2600 US BUILT, 2600N, 2600V, 260C, 2610 (10 Series), 2610 US BUILT, 2610V, 2810 (10 Series), 2910 (10 Series), 3000 (1000 Series), 3000 US BUILT, 3055 (1000 Series), 3100 (1000 Series), 3110 (10 Series), 3120 (1000 Series), 3150 (1000 Series), 3190 (1000 Series), 3230 (30 Series), 3300 (1000 Series), 3310 (1000 Series), 333 (Industrial), 3330 (1000 Series), 334 (Industrial), 335 (Industrial), 335 US BUILT, 340 (Industrial), 3400 (Industrial), 3400 US BUILT, 340A, 340B, 3430 (30 Series), 345D, 3500 (Industrial), 3500 US BUILT, 3550 (Industrial), 3550 US BUILT, 3600 (100 Series), 3600 US BUILT, 3600N, 3600V, 3610 (10 Series), 3610 US BUILT, 3610V, 3900 (100 Series), 3910 (10 Series), 3910N, 3910V, 3930 (30 Series), 3930N, 4000 (1000 Series), 4000 US BUILT, 4100 (1000 Series), 4110 (10 Series), 4110 US BUILT, 4110LCG, 4110N, 4110V, 4130 (30 Series), 4130N, 4140 (1000 Series), 4190 (1000 Series), 420 (Industrial), 420 US BUILT, 4200 (1000 Series), 4330 (30 Series), 4340 (40 Series), 4400 (Industrial), 4400 US BUILT, 4410 (10 Series), 445 (Industrial), 445 US BUILT, 445A, 445D, 4500 (Industrial), 4500 US BUILT, 455 (Backhoe), 4600 (100 Series), 4600 US BUILT, 4600SU, 4610 (10 Series), 4610 US BUILT, 4610SU, 4610V, 4630 (30 Series), 4630N, 4830 (30 Series), 4830N, 5000 (1000 Series), 5030 (30 Series), 5100 (1000 Series), 515 (Industrial), 515 US BUILT, 5190 (1000 Series), 5200 (1000 Series), 530 (Industrial), 530A, 531 (Industrial), 531 US BUILT, 532 (Industrial), 532 US BUILT, 5340 (40 Series), 535 (Industrial), 535 US BUILT, 540 (Industrial), 540A, 540B, 545 (Industrial), 545 US BUILT, 545A, 545C, 545D, 550 (Backhoe), 555 (Backhoe), 555A, 655 (Backhoe), 7630




		EO REF NO.	PRODUCT	OEM NO.	PHOTO	MODEL NO.
8	Ford	EOHDL5008	CRANK SHAFT SPACKER O/M. (CUT TYPE)	72NH6B306A CSNE6B306A		2000 (1000 Series), 2000 US BUILT, 2100 (1000 Series), 2110 (1000 Series), 2110LCG, 2120 (1000 Series), 230 (Industrial), 2300 (1000 Series), 230A, 230A US BUILT, 231 (Industrial), 231 US BUILT, 2310 (1000 Series), 233 (Industrial), 234 (Industrial), 250C, 2600 (100 Series), 2600 US BUILT, 2600N, 2600V, 260C, 2610 (10 Series), 2610 US BUILT, 2610V, 2810 (10 Series), 2910 (10 Series), 3000 (1000 Series), 3000 US BUILT, 3055 (1000 Series), 3100 (1000 Series), 3120 (1000 Series), 3230 (30 Series), 3300 (1000 Series), 3310 (1000 Series), 333 (Industrial), 3330 (1000 Series), 334 (Industrial), 335 (Industrial), 335 US BUILT, 340 (Industrial), 3400 (Industrial), 3400 US BUILT, 340A, 340B, 3430 (30 Series), 345C, 345D, 3500 (Industrial), 3550 (Industrial), 3600 (100 Series), 3600 US BUILT, 3600N, 3600V, 3610 (10 Series), 3610 US BUILT, 3610V, 3900 (100 Series), 3910 (10 Series), 3910N, 3910V, 3930 (30 Series), 3930N, 4000 (1000 Series), 4000 US BUILT, 4100 (1000 Series), 4110 (10 Series), 4110 US BUILT, 4110LCG, 4110N, 4110V, 4130 (30 Series), 4130N, 4140 (1000 Series), 420 (Industrial), 420 US BUILT, 4200 (1000 Series), 420 (Industrial), 420 US BUILT, 4200 (1000 Series), 4330 (30 Series), 4340 (40 Series), 4400 (Industrial), 4400 US BUILT, 4410 (10 Series), 445 (Industrial), 445 US BUILT, 445A, 445C, 445D, 450, 4500 (Industrial), 4500 US BUILT, 455 (Backhoe), 455C, 455D, 4600 (100 Series), 4600 US BUILT, 4600SU, 4610 (10 Series), 4610 US BUILT, 4610N, 4610SU, 4610V, 4630 (30 Series), 4630N, 4830 (30 Series), 4830N, 5000 (1000 Series), 5000 US BUILT, 5030 (30 Series), 5100 (1000 Series), 5110 (10 Series), 515 (Industrial), 515 US BUILT, 5200 (1000 Series), 530A, 531 (Industrial), 532 (Industrial), 532 US BUILT, 5340 (40 Series), 535 (Industrial), 535 US BUILT, 540 (Industrial), 540A, 540B, 545 (Industrial), 545 US BUILT, 545A, 545C, 545D, 550 (Backhoe), 5500 (Backhoe), 555 (Backhoe), 5550 (Backhoe), 555A, 555B, 555C, 555D, 555E, 5600 (100 Series), 5610 (10 Series), 5610S, 5640 (40 Series), 5700 (100 Series), 575D, 575E, 5900 (100 Series), 6410 (10 Series), 650 (1954-1957-Hundred Series), 6500 (Backhoe), 655 (Backhoe), 655A, 655C, 655D, 655E, 6600 (100 Series), 6610 (10 Series), 6610S, 6640 (40 Series), 6700 (100 Series), 6710 (10 Series), 675D, 675E, 6810 (10 Series), 7000 (1000 Series), 7100 (1000 Series), 7200 (1000 Series), 7410 (10 Series), 750, 7500 (Backhoe), 755 (Backhoe), 755A, 755B, 7600 (100 Series), 7610 (10 Series), 7610S, 7700 (100 Series), 7710 (10 Series), 7740 (40 Series), 7810 (10 Series), 7910 (10 Series), 8000 (1000 Series), 8200 (100 Series), 8210 (10 Series), 8530 (30 Series), 8600 (100 Series), 8630 (30 Series), 8700 (100 Series), 8730 (30 Series), 8830 (30 Series), 9000 (1000 Series), 9200 (100 Series), 9600 (100 Series), 9700 (100 Series), TS100 (TS Series), TS90 (TS Series), TW10 (TW Series), TW15 (TW Series), TW20 (TW Series), TW25 (TW Series), TW30 (TW Series), TW35 (TW Series), TW5 (TW Series)
9	Ford	EOHDL5009	CRANK SHAFT SPACKER N/M.	91NH6B306AA		
10	Ford	EOHDL5010	HYDRAULIC LIFT AND PIPE	C7NNB853D		3300, 335, 3500, 420, 4400, 4410, 4500, 532, 535, TRACTORS 2000-Series, 2100, 2110, 2150, 2300, 231, 2310, 233, 2600, 2600N, 2600R, 2600V, 3000-Series, 3055, 3100, 3110, 3120, 3150, 3300, 3310, 333, 3330, 3310, 335, 3400, 3500, 3550, 3600, 3600N, 3600NO, 3600R, 3600V, 3900, 4000-Series, 4100, 4110, 4140, 420, 4200, 4330, 4340, 4400, 4410, 4500, 4600, 4600NO, 4600O, 4600SU, 515, 531, 532, 535 New Holland

S.No.	TRACTOR NAME	EO REF NO.	PRODUCT	OEM NO.	PHOTO	MODEL NO.
11	Ford	EOHDL5011	ROCKER PADASTER	C7NN6531A		2000 (1000 Series), 2100 (1000 Series), 2110 (1000 Series), 2120 (1000 Series), 230 (Industrial), 2300 (1000 Series), 230A, 231 (Industrial), 2310 (1000 Series), 233 (Industrial), 234 (Industrial), 2600 (100 Series), 2600N, 2600V, 2610 (10 Series), 2610V, 2810 (10 Series), 2910 (10 Series), 3000 (1000 Series), 3055 (1000 Series), 3100 (1000 Series), 3120 (1000 Series), 3230 (30 Series), 3300 (1000 Series), 3310 (1000 Series), 333 (Industrial), 3330 (1000 Series), 334 (Industrial), 335 (Industrial), 3400 (Industrial), 3430 (30 Series), 345C, 345D, 3500 (Industrial), 3550 (Industrial), 3600 (100 Series), 3600N, 3600V, 3610 (10 Series), 3610V, 3900 (100 Series), 3910 (10 Series), 3910N, 3910V, 3930 (30 Series), 4000 (1000 Series), 4100 (1000 Series), 4110 (10 Series), 4110N, 4110V, 4130 (30 Series), 4140 (1000 Series), 420 (Industrial), 4200 (1000 Series), 4330 (30 Series), 4340 (40 Series), 4400 (Industrial), 4410 (10 Series), 445 (Industrial), 4500 (Industrial), 4600 (100 Series), 4600SU, 4610 (10 Series), 4610N, 4610SU, 4610V, 4630 (30 Series), 4830 (30 Series), 5000 (1000 Series), 5030 (30 Series), 5100 (1000 Series), 5110 (10 Series), 515 (Industrial), 5200 (1000 Series), 530A, 531 (Industrial), 532 (Industrial), 5340 (40 Series), 535 (Industrial), 550 (Backhoe), 555 (Backhoe), 555A, 5600 (100 Series), 5610 (10 Series), 5640 (40 Series), 5700 (100 Series), 575 (Backhoe), 5900 (100 Series), 6410 (10 Series), 655 (Backhoe), 6600 (100 Series), 6610 (10 Series), 6640 (40 Series), 6700 (100 Series), 6710 (10 Series), 675 (Backhoe), 6810 (10 Series), 7000 (1000 Series), 7100 (1000 Series), 7200 (1000 Series), 7410 (10 Series), 755 (Backhoe), 7600 (100 Series), 7610 (10 Series), 7700 (100 Series), 7710 (10 Series), 7740 (40 Series), 8700 (100 Series), 9700 (100 Series), TS100 (TS Series), TS110 (TS Series), TS80 (TS Series), TS90 (TS Series), TW10 (TW Series), TW20 (TW Series), TW30 (TW Series)
12	Ford	EOHDL5012	DRAFT CONTROL PLUNGER	CSNN541A		2000 (1000 Series), 2000 US BUILT, 2100 (1000 Series), 2110 (1000 Series), 2110LCG, 2120 (1000 Series), 2150 (1000 Series), 230 (Industrial), 2300 (1000 Series), 230A, 230A US BUILT, 230 AIND, 231 (Industrial), 231 US BUILT, 2310 (1000 Series), 233 (Industrial), 234 (Industrial), 250C, 2600 (100 Series), 2600 US BUILT, 2600N, 2600V, 260C, 2610 (10 Series), 2610 US BUILT, 2610V, 2810 (10 Series), 2910 (10 Series), 3000 (1000 Series), 3000 US BUILT, 3055 (1000 Series), 3100 (1000 Series), 3110 (10 Series), 3120 (1000 Series), 3150 (1000 Series), 3190 (1000 Series), 3230 (30 Series), 3300 (1000 Series), 3310 (1000 Series), 333 (Industrial), 3330 (1000 Series), 334 (Industrial), 335 (Industrial), 335 US BUILT, 340 (Industrial), 3400 (Industrial), 3400 US BUILT, 340A, 340B, 3430 (30 Series), 345D, 3500 (Industrial), 3500 US BUILT, 3550 (Industrial), 3550 US BUILT, 3600 (100 Series), 3600 US BUILT, 3600N, 3600V, 3610 (10 Series), 3610 US BUILT, 3610V, 3900 (100 Series), 3910 (10 Series), 3910N, 3910V, 3930 (30 Series), 3930N, 4000 (1000 Series), 4000 US BUILT, 4100 (1000 Series), 4110 (10 Series), 4110 US BUILT, 4110LCG, 4110N, 4110V, 4130 (30 Series), 4130N, 4140 (1000 Series), 4190 (1000 Series), 420 (Industrial), 420 US BUILT, 4200 (1000 Series), 4330 (30 Series), 4340 (40 Series), 4400 (Industrial), 4400 US BUILT, 4410 (10 Series), 445 (Industrial), 445 US BUILT, 445A, 445D, 4500 (Industrial), 4500 US BUILT, 455 (Backhoe), 4600 (100 Series), 4600 US BUILT, 4600SU, 4610 (10 Series), 4610 US BUILT, 4610SU, 4610V, 4630 (30 Series), 4630N, 4830 (30 Series), 4830N, 5000 (1000 Series), 5030 (30 Series), 5100 (1000 Series), 515 (Industrial), 515 US BUILT, 5190 (1000 Series), 5200 (1000 Series), 530 (Industrial), 530A, 531 (Industrial), 531 US BUILT, 532 (Industrial), 532 US BUILT, 5340 (40 Series), 535 (Industrial), 535 US BUILT, 540 (Industrial), 540A, 540B, 545 (Industrial), 545 US BUILT, 545A, 545C, 545D, 7630

S.No.	TRACTOR NAME	EO REF NO.	PRODUCT	OEM NO.	PHOTO	MODEL NO.
13	Ford	EOHDL5013	OIL PUMP INTERMEDIATED SHAFT	C7NN6A605A		2000 (1000 Series), 2100 (1000 Series), 2110 (1000 Series), 2120 (1000 Series), 2300 (1000 Series), 230A, 231 (Industrial), 2310 (1000 Series), 233 (Industrial), 234 (Industrial), 250C, 2600 (100 Series), 2600N, 2600V, 2610 (10 Series), 2610V, 2810 (10 Series), 2910 910 Series), 3000 (1000 Series), 3055 (1000 Series), 3100 (1000 Series), 3120 (1000 Series), 3150 (1000 Series), 3230 (30 Series), 3300 (1000 Series), 3310 (1000 Series), 333 (Industrial), 3330 (1000 Series), 334 (Industrial), 335 (Industrial), 3400 (Industrial), 3430 (30 Series), 345C, 345D, 3500 (Industrial), 3600 (100 Series), 3600N, 3600V, 3610 (10 Series), 3610V, 3900 (100 Series), 3910 (10 Series), 3910N, 3910V, 3930 (30 Series), 3930N, 4000 (1000 Series), 4100 (1000 Series), 4110 (10 Series), 4110N, 4110V, 4130 (30 Series), 4130N, 4140 (1000 Series), 420 (Industrial), 4200 (1000 Series), 4330 (30 Series), 4340 (40 Series), 4400 (Industrial), 4410 (10 Series), 4500 (Industrial), 4600 (100 Series), 4600SU, 4610 (10 Series), 4610N, 4610SU, 4610V, 4630 (30 Series), 4630N, 4830 (30 Series), 4830N, 5000 (1000 Series), 5000 US BUILT, 5030 (30 Series), 5100 (1000 Series), 5110 (10 Series), 515 (Industrial), 5200 (1000 Series), 530A, 531 (Industrial), 532 (Industrial), 5340 (40 Series), 535 (Industrial), 545C, 545D, 550 (Backhoe), 5500 (Backhoe), 555 (Backhoe), 5550 (Backhoe), 555A, 555C, 555D, 5600 (100 Series), 5610 (10 Series), 5700 (100 Series), 5900 (100 Series), 6410 (10 Series), 650 (1954-1957-Hundred Series), 6500 (Backhoe), 655 (Backhoe), 655A, 655C, 655D, 6600 (100 Series), 6610 (10 Series), 6700 (100 Series), 675D, 6810 (10 Series), 7000 (1000 Series), 7100 (1000 Series), 7200 (1000 Series), 7410 (10 Series), 750, 7500 (Backhoe), 755 (Backhoe), 755A, 755B, 7600 (100 Series), 7610 (10 Series), 7700 (100 Series), 7710 (10 Series), 7810 (10 Series), 7910 (10 Series), 8000 (1000 Series), 8210 (10 Series), 8530 (30 Series), 8600 (100 Series), 8630 (30 Series), 8700 (100 Series), 8730 (30 Series), 8830 (30 Series), 9000 (1000 Series), 9600 (100 Series), 9700 (100 Series), TW15 (TW Series), TW25 (TW Series), TW35 (TW Series), TW5 (TW Series)
14	Ford	EOHDL5014	CAM SHAFT ADOPTER	C5NE6A255A		3000, 5000, 6610
15	Ford	EOHDL5015	PLUNGER YOKE O/M	C5NN546C		2000 (1000 Series), 2000 US BUILT, 2100 (1000 Series), 2110 (1000 Series), 2110LCG, 2120 (1000 Series), 2150 (1000 Series), 230 (Industrial), 2300 (1000 Series), 230A, 230A US BUILT, 230AIND, 231 (Industrial), 231 US BUILT, 2310 (1000 Series), 233 (Industrial), 234 (Industrial), 250C, 2600 (100 Series), 2600 US BUILT, 2600N, 2600V, 260C, 2610 (10 Series), 2610 US BUILT, 2610V, 2810 (10 Series), 2910 (10 Series), 3000 (1000 Series), 3000 US BUILT, 3055 (1000 Series), 3100 (1000 Series), 3110 (10 Series), 3120 (1000 Series), 3150 (1000 Series), 3190 (1000 Series), 3230 (30 Series), 3300 (1000 Series), 3310 (1000 Series), 333 (Industrial), 3330 (1000 Series), 334 (Industrial), 335 (Industrial), 335 US BUILT, 340 (Industrial), 3400 (Industrial), 3400 US BUILT, 340A, 340B, 3430 (30 Series), 345D, 3500 (Industrial), 3500 US BUILT, 3550 (Industrial), 3550 US BUILT, 3600 (100 Series), 3600 US BUILT, 3600N, 3600V, 3610 (10 Series), 3610 US BUILT, 3610V, 3900 (100 Series), 3910 (10 Series), 3910N, 3910V, 3930 (30 Series), 3930N, 4000 (1000 Series), 4000 US BUILT, 4100 (1000 Series), 4110 (10 Series), 4110 US BUILT, 4110LCG, 4110N, 4110V, 4130 (30 Series), 4130N, 4140 (1000 Series), 4190 (1000 Series), 420 (Industrial), 420 US BUILT, 4200 (1000 Series), 4330 (30 Series), 4340 (40 Series), 4400 (Industrial), 4400 US BUILT, 4410 (10 Series), 445 (Industrial), 445 US BUILT, 445A, 445D, 4500 (Industrial), 4500 US BUILT, 455 (Backhoe), 4600 (100 Series), 4600 US BUILT, 4600SU, 4610 (10 Series), 4610 US BUILT, 4610SU, 4610V, 4630 (30 Series), 4630N, 4830 (30 Series), 4830N, 5000 (1000 Series), 5030 (30 Series), 5100 (1000 Series), 515 (Industrial), 515 US BUILT, 5190 (1000 Series), 5200 (1000 Series), 530 (Industrial), 530A, 531 (Industrial), 531 US BUILT, 532 (Industrial), 532 US BUILT, 5340 (40 Series), 535 (Industrial), 535 US BUILT, 540 (Industrial), 540A, 540B, 545 (Industrial), 545 US BUILT, 545A, 545C, 545D, 7630

S.No.	TRACTOR NAME	EO REF NO.	PRODUCT	OEM NO.	PHOTO	MODEL NO.
16	Ford	EOHDL5016	PLUNGER YOKE N/M	93NH546AA		3000, 3600, 3610, 4600, 4610
17	Ford	EOHDL5017	HYD. LIFT PUMP PLATE (IMP. PUMP)	CONN852A		2000, 3000, 3600
18	Ford	EOHDL5018	OIL PUMP DRIVE GEAR WITH SHAFT FORD-3610 (MAT. USE M.S. WITHOUT HARD)	D3NN6A820E		2000 (1000 Series), 2100 (1000 Series), 2110 (1000 Series), 2120 (1000 Series), 2300 (1000 Series), 230A, 231 (Industrial), 2310 (1000 Series), 233 (Industrial), 234 (Industrial), 250C, 2600 (100 Series), 2600N, 2600V, 2610 (10 Series), 2610V, 2810 (10 Series), 2910 910 Series), 3000 (1000 Series), 3055 (1000 Series), 3100 (1000 Series), 3120 (1000 Series), 3150 (1000 Series), 3230 (30 Series), 3300 (1000 Series), 3310 (1000 Series), 333 (Industrial), 3330 (1000 Series), 334 (Industrial), 335 (Industrial), 3400 (Industrial), 3430 (30 Series), 345C, 345D, 3500 (Industrial), 3600 (100 Series), 3600N, 3600V, 3610 (10 Series), 3610V, 3900 (100 Series), 3910 (10 Series), 3910N, 3910V, 3930 (30 Series), 3930N, 4000 (1000 Series), 4100 (1000 Series), 4110 (10 Series), 4110N, 4110V, 4130 (30 Series), 4130N, 4140 (1000 Series), 420 (Industrial), 4200 (1000 Series), 4330 (30 Series), 4340 (40 Series), 4400 (Industrial), 4410 (10 Series), 4500 (Industrial), 4600 (100 Series), 4600SU, 4610 (10 Series), 4610N, 4610SU, 4610V, 4630 (30 Series), 4630N, 4830 (30 Series), 4830N, 5000 (1000 Series), 5000 US BUILT, 5030 (30 Series), 5100 (1000 Series), 5110 (10 Series), 515 (Industrial), 5200 (1000 Series), 530A, 531 (Industrial), 532 (Industrial), 5340 (40 Series), 535 (Industrial), 545C, 545D, 550 (Backhoe), 5500 (Backhoe), 555 (Backhoe), 5550 (Backhoe), 555A, 555C, 555D, 5600 (100 Series), 5610 (10 Series), 5700 (100 Series), 5900 (100 Series), 6410 (10 Series), 650 (1954-1957-Hundred Series), 6500 (Backhoe), 655 (Backhoe), 655A, 655C, 655D, 6600 (100 Series), 6610 (10 Series), 6700 (100 Series), 675D, 6810 (10 Series), 7000 (1000 Series), 7100 (1000 Series), 7200 (1000 Series), 7410 (10 Series), 750, 7500 (Backhoe), 755 (Backhoe), 755A, 755B, 7600 (100 Series), 7610 (10 Series), 7700 (100 Series), 7710 (10 Series), 7810 (10 Series), 7910 (10 Series), 8000 (1000 Series), 8210 (10 Series), 8530 (30 Series), 8600 (100 Series), 8630 (30 Series), 8700 (100 Series), 8730 (30 Series), 8830 (30 Series), 9000 (1000 Series), 9600 (100 Series), 9700 (100 Series), TW15 (TW Series), TW25 (TW Series), TW35 (TW Series), TW5 (TW Series)










S.No.	TRACTOR NAME	EO REF NO.	PRODUCT	OEM NO.	PHOTO	MODEL NO.
19	Ford	EOHDL5019	OIL PUMP DRIVE GEAR WITH SHAFT FORD-3610 (HARD) BLACK	D3NN6A820E		2000 (1000 Series), 2100 (1000 Series), 2110 (1000 Series), 2120 (1000 Series), 2300 (1000 Series), 230A, 231 (Industrial), 2310 (1000 Series), 233 (Industrial), 234 (Industrial), 250C, 2600 (100 Series), 2600N, 2600V, 2610 (10 Series), 2610V, 2810 (10 Series), 2910 910 Series), 3000 (1000 Series), 3055 (1000 Series), 3100 (1000 Series), 3120 (1000 Series), 3150 (1000 Series), 3230 (30 Series), 3300 (1000 Series), 3310 (1000 Series), 333 (Industrial), 3330 (1000 Series), 334 (Industrial), 335 (Industrial), 3400 (Industrial), 3430 (30 Series), 345C, 345D, 3500 (Industrial), 3600 (100 Series), 3600N, 3600V, 3610 (10 Series), 3610V, 3900 (100 Series), 3910 (10 Series), 3910N, 3910V, 3930 (30 Series), 3930N, 4000 (1000 Series), 4100 (1000 Series), 4110 (10 Series), 4110N, 4110V, 4130 (30 Series), 4130N, 4140 (1000 Series), 420 (Industrial), 4200 (1000 Series), 4330 (30 Series), 4340 (40 Series), 4400 (Industrial), 4410 (10 Series), 4500 (Industrial), 4600 (100 Series), 4600SU, 4610 (10 Series), 4610N, 4610SU, 4610V, 4630 (30 Series), 4630N, 4830 (30 Series), 4830N, 5000 (1000 Series), 5000 US BUILT, 5030 (30 Series), 5100 (1000 Series), 5110 (10 Series), 515 (Industrial), 5200 (1000 Series), 530A, 531 (Industrial), 532 (Industrial), 5340 (40 Series), 535 (Industrial), 545C, 545D, 550 (Backhoe), 5500 (Backhoe), 555 (Backhoe), 5550 (Backhoe), 555A, 555C, 555D, 5600 (100 Series), 5610 (10 Series), 5700 (100 Series), 5900 (100 Series), 6410 (10 Series), 650 (1954-1957-Hundred Series), 6500 (Backhoe), 655 (Backhoe), 655A, 655C, 655D, 6600 (100 Series), 6610 (10 Series), 6700 (100 Series), 675D, 6810 (10 Series), 7000 (1000 Series), 7100 (1000 Series), 7200 (1000 Series), 7410 (10 Series), 750, 7500 (Backhoe), 755 (Backhoe), 755A, 755B, 7600 (100 Series), 7610 (10 Series), 7700 (100 Series), 7710 (10 Series), 7810 (10 Series), 7910 (10 Series), 8000 (1000 Series), 8210 (10 Series), 8530 (30 Series), 8600 (100 Series), 8630 (30 Series), 8700 (100 Series), 8730 (30 Series), 8830 (30 Series), 9000 (1000 Series), 9600 (100 Series), 9700 (100 Series), TW15 (TW Series), TW25 (TW Series), TW35 (TW Series), TW5 (TW Series)
20	Ford	EOHDL5020	OIL PUMP ROTOR SHAFT	DINN6609A		
21	Ford	EOHDL5021	OIL PUMP ASSEMBLY	DINN6600D		2000 (1000 Series), 2000 US BUILT, 2100 (1000 Series), 2110 (1000 Series), 2110LCG, 2120 (1000 Series), 2150 (1000 Series), 230 (Industrial), 2300 (1000 Series), 230A, 230A US BUILT, 231 (Industrial), 231 US BUILT, 2310 (1000 Series), 233 (Industrial), 234 (Industrial), 250C, 2600 (100 Series), 2600 US BUILT, 260C, 2610 (10 Series), 2610 US BUILT, 2810 (10 Series), 2910 (10 Series), 3000 (1000 Series), 3000 US BUILT, 3055 (1000 Series), 3100 (1000 Series), 3120 (1000 Series), 3150 (1000 Series), 3190 (1000 Series), 3230 (30 Series), 3300 (1000 Series), 3310 (1000 Series), 333 (Industrial), 334 (Industrial), 335 (Industrial), 335 US BUILT, 340 (Industrial), 3400 (Industrial), 3400 US BUILT, 340A, 3430 (30 Series), 345C, 345D, 3500 (Industrial), 3500 US BUILT, 3550 (Industrial), 3550 US BUILT, 3600 (100 Series), 3600 US BUILT, 3610 (10 Series), 3610 US BUILT, 3900 (100 Series), 3910 (10 Series), 3930 (30 Series), 4000 (1000 Series), 4000 US BUILT, 4100 (1000 Series), 4110 (10 Series), 4110 US BUILT, 4130 (30 Series), 4140 (1000 Series), 4190 (1000 Series), 420 (Industrial), 420 US BUILT, 4200 (1000 Series), 4330 (30 Series), 4340 (40 Series), 4400 (Industrial), 4410 (10 Series), 445 (Industrial), 445 US BUILT, 445A, 445C, 445D, 450, 4500 (Industrial), 455 (Backhoe), 455C, 455D, 4600 (100 Series), 4600 US BUILT, 4610 (10 Series), 4610 US BUILT, 4630 (30 Series), 4830 (30 Series), 5000 (1000 Series), 5000 US BUILT, 5100 (1000 Series), 515 (Industrial), 515 US BUILT, 5190 (1000 Series), 5200 (1000 Series), 530 (Industrial), 530A, 531 (Industrial), 531 US BUILT, 532 (Industrial), 532 US BUILT, 5340 (40 Series), 535 (Industrial), 535 US BUILT, 540 (Industrial), 540A, 540B, 545 (Industrial), 550 (Backhoe), 5500 (Backhoe), 555 (Backhoe), 5550 (Backhoe), 555A, 555B, 555C, 555D, 5600 (100 Series), 5610 (10 Series), 5700 (100 Series), 575 (Backhoe), 5900 (100 Series), 650 (1945-1957-Hundred Series), 6500 (Backhoe), 655 (Backhoe), 6600 (100 Series), 6700 (100 Series), 7630







# HYDRAULIC PARTS



S.No.	TRACTOR NAME	EO REF NO.	PRODUCT	OEM NO.	PHOTO	MODEL NO.
22	Ford	EOHDL5022	CONTROL LEVER SHAFT	D3NN517B		231, 233, 2600, 333, 335, 340, 3600, 3900, 4100, 420, 445, 450, 4600, 515, 531, 532, 535, 540, 545
23	Ford	EOHDL5023	CONTROL VALVE ASSLY FORD-3610 STD	EONN488EA		2N (Model-N Series), 8N (Model-N Series), 9N (Model-N Series)
24	Ford	EOHDL5024	CONTROL VALVE ASSLY FORD-3610 STD	D3NN488		2N (Model-N Series), 8N (Model-N Series), 9N (Model-N Series)
25	Ford	EOHDL5025	UNLOAD VALVE ASSLY. FORD-3610 STD	EONN925		3610 STD
26	Ford	EOHDL5026	UNLOAD VALVE ASSLY. FORD-3610 STD	D3NN925		3610 STD
27	Ford	EOHDL5028	SAFETY VALVE FORD	957E984B		2000 (1000 Series), 2100 (1000 Series), 2110 (1000 Series), 2120 (1000 Series) 2150 (1000 Series), 2300 (1000 Series), 230A, 231 (Industrial), 2310 (1000 Series), 233 (Industrial), 234 (Industrial), 2600 (100 Series), 2600N, 2600V, 2610 (10 Series), 2610V, 2810 (10 Series), 2910 (10 Series), 3000 (1000 Series), 3055 (1000 Series), 3100 (1000 Series), 3110 (10 Series), 3120 (1000 Series), 3150 (1000 Series), 3300 (1000 Series), 3310 (1000 Series), 333 (Industrial), 3330 (1000 Series), 334 (Industrial), 335 (Industrial), 3400 (Industrial), 3500 (Industrial), 3600 (100 Series), 3600N, 3600V, 3610 (10 Series), 3610N, 3610V, 3900 (100 Series), 3910 (10 Series), 4000 (1000 Series), 4110 (10 Series), 420 (Industrial), 4600 (100 Series), 4600SU, 4610 (10 Series), 4610SU, 515 (Industrial), 530A, 531 (Industrial), 532 (Industrial), 535 (Industrial)
29	Ford	EOHDL5029	OIL PUMP ROTOR & SHAFT ASSLY.	DINN6608D		2000, 3000, 3600, 3610



S.No.	TRACTOR NAME	EO REF NO.	PRODUCT	OEM NO.	PHOTO	MODEL NO.
28	Ford	EOHDL5030	FLOW CONTROL VALVE ASSLY. FORD-3610	D3NNF928A		450, 540A, 46000, 532, 540, 545A, 4600SU, 445A, 420, 545, 4100, 540B, 535, 3900, 745-SERIES, 445, 335, 231, 340B, 233, 3600NO, 340, 340A, 515, 2600R, 531, 2600V, 333, 2600N, 3600, 3600R, 3600N, 2600
29	Ford	EOHDL5031	CONTROL VALVE WITH SLEEVE ASSLY. FORD-3000 STD	C7NN488		2000 (1000 Series), 2000 US BUILT, 2100 (1000 Series), 2110 (1000 Series), 2110LCG, 2110LCGIND., 2120 (1000 Series), 2150 (1000 Series), 2300 (1000 Series), 2310 (1000 Series), 3000 (1000 Series), 3000 US BUILT, 3055 (1000 Series), 3100 (1000 Series), 3110 (10 Series), 3120 (1000 Series), 3150 (1000 Series), 3300 (1000 Series), 3310 (1000 Series), 3330 (1000 Series), 3400 (Industrial), 3400 US BUILT, 3500 (Industrial), 3500 US BUILT, 3550 (Industrial), 3550 US BUILT, 4000 (1000 Series), 4000 US BUILT, 4100 (1000 Series), 4110 (10 Series), 4110LCG, 4140 (1000 Series), 4200 (1000 Series), 4330 (30 Series), 4340 (40 Series), 4400 (Industrial), 4400 US BUILT, 4410 (10 Series), 4500 (Industrial), 4500 US BUILT, 5000 (1000 Series), 5000 US BUILT, 5100 (1000 Series), 5200 (1000 Series), 5340 (40 Series), 5600 (100 Series), 5700 (100 Series), 5900 (100 Series), 6600 (100 Series), 6700 (100 Series), 7000 (100 Series), 7100 (1000 Series), 7200 (1000 Series), 7600 (100 Series), 7700 (100 Series), DEXTA (Fordson), Power Major (Fordson), Super Dexta (Fordson), Super Major (Fordson)
30	Ford	EOHDL5032	HYD. RAM CYLINDER WITH PISTON ASSLY. (S.G. IRON)	D3NN477E		230A, 231, 2310, 233, 234, 2600, 2610, 333, 334, 340, 3600, 3610, 531
31	Ford	EOHDL5033	RAM CYLINDER PISTON STD FORD	C5NN530B		1811 (Industrial), 2000 (1000 Series), 2000 US BUILT, 2100 (1000 Series), 2110 (1000 Series), 2110LCG, 2120 (1000 Series), 2150 (1000 Series), 2300 (1000 Series), 230A, 230A US BUILT, 230AIND., 231 (Industrial), 231 US BUILT, 2310 (1000 Series), 233 (Industrial), 234 (Industrial), 2600 (100 Series), 2600 US BUILT, 2600N, 2600V, 2610 (10 Series), 2610 US BUILT, 2610V, 2910 (10 Series), 3000 (1000 Series), 3000 US BUILT, 3055 (1000 Series), 3100 (1000 Series), 3110 (10 Series), 3120 (1000 Series), 3150 (1000 Series), 3300 (1000 Series), 3310 (1000 Series), 333 (Industrial), 3330 (1000 Series), 334 (Industrial), 335 (Industrial), 340 (Industrial), 3400 (Industrial), 3400 US BUILT, 3500 (Industrial), 3500 US BUILT, 3600 (100 Series), 3600 US BUILT, 3600N, 3600V, 3610 (10 Series), 3610 US BUILT, 3610N, 3610V, 3900 (100 Series), 3910 (10 Series), 4000 (1000 Series), 4110 (10 Series), 4110LCG, 420 (Industrial), 4600 (100 Series), 4600SU, 515 (Industrial), 530S, 531 (Industrial), 531 US BUILT, 532 (Industrial), 535 (Industrial), 540 (Industrial), 541 (1957-1962-01 Series), 600 (1954-1957-Hundred Series), 601 (1957-1962-01 Series), 611 (1957-1962-01 Series), 620 (1954-1957-Hundred Series), 621 (1957-1962-01 Series), 630 (1954-1957-Hundred Series), 631 (1957-1962-01 Series), 640 (1954-1957-Hundred Series), 641 (1957-1962-01 Series), 650 (1954-1957-Hundred Series), 651 (1957-1962-01 Series), 660 (1954-1957-Hundred Series), 661 (1957-1962-01 Series), 671 (1957-1962-01 Series), 681 (1957-1962-01 Series), 700 (1954-1957-Hundred Series), 701 (1957-1962-01 Series), 740 (1954-1957-Hundred Series), 741 (1957-1962-01 Series), 771 (1957-1962-01 Series), 800 (1954-1957-Hundred Series), 801 (1957-1962-01 Series), 811 (1957-1962-01 Series), 820 (1954-1957-Hundred Series), 821 (1957-1962-01 Series), 841 (1957-1962-01 Series), 850 (1954-1957-Hundred Series), 851 (1957-1962-01 Series), 860 (1954-197-Hundred Series), 861 (1957-1962-01 Series), 871 (1957-1962-01 Series), 881 (1957-1962-01 Series), 900 (1954-1957-Hundred Series), 901 (1957-1962-01 Series), 941 (1957-1962-01 Series), 950 (1954-1957-Hundred Series), 951 (1957-1962-01 Series), 960 (1954-1957-Hundred Series), 961 (1957-1962-01 Series), 971 (1957-1962-01 Series), 981 (1957-1962-01 Series), Dexta (Fordson), Super Dexta (Fordson)



# HYDRAULIC PARTS




S.No.	TRACTOR NAME	EO REF NO.	PRODUCT	OEM NO.	PHOTO	MODEL NO.
32	Ford	EOHDL5034	RAM CYLINDER SHEET METAL PLATE BIG	EONN925		
33	Ford	EOHDL5035	ARM SHAFT BUSH FORD-5000	C5NN531A / 83933328		5000 (1000 Series), 5000 US BUILT, 5100 (1000 Series), 5110 (10 Series), 5200 (1000 Series), 5340 (40 Series), 5600 (100 Series), 5610 (10 Series), 5700 (100 Series), 5900 (100 Series), 6410 (10 Series), 6600 (100 Series), 6610 (10 Series), 6700 (100 Series), 6710 (10 Series), 6810 (10 Series), 7000 (1000 Series), 7100 (1000 Series), 7200 (1000 Series), 7410 (10 Series), 7600 (100 Series), 7610 (10 Series), 7700 (100 Series), 7710 (10 Series)
34	Ford	EOHDL5036	REVERSE IDLER SHAFT	C5NN7140B		3010S, 4010S, 5010S, TT65D
35	Ford	EOHDL5037	RELIEF VALVE FORD	E1ADDN984 , 81717251		3000 (1000 Series), 3550 (Industrial), 3550 US BUILT, 4000 (1000 Series), 4000 US BUILT, 4100 (1000 Series), 4140 (1000 Series), 4140 (1000 Series), 4200 (1000 Series), 4330 (30 Series), 4340 (40 Series), 4400 (Industrial), 4400 US BUILT, 4410 (10 Series), 4500 (Industrial), 4500 US BUILT, 5000 (1000 Series), 5000 US BUILT, 5100 (1000 Series), 5200 (1000 Series), 5340 (40 Series), 7000 (1000 Series), 7100 (1000 Series), 7200 (1000 Series), Power Major (Fordson), Super Major (Fordson)
36	Ford	EOHDL5038	RELIEF VALVE	81838679, 83911832, D3NN984C, D5NN984A		231 (Industrial), 2310 (1000 Series), 233 (Industrial), 234 (Industrial), 250C, 2600 (100 Series), 260C, 2610 (10 Series), 2810 (10 Series), 2910 (10 Series), 3230 (30 Series), 333 (Industrial), 334 (Industrial), 335 (Industrial), 340 (Industrial), 340A, 340B, 3430 (30 Series), 345C, 345D, 3600 (100 Series), 3610 (10 Series), 3900 (100 Series), 3910 (10 Series), 3930 (30 Series), 4100 (1000 Series), 4110 (10 Series), 4110 US BUILT, 4130 (30 Series), 420 (Industrial), 420 US BUILT, 445 (Industrial), 445A, 445C, 445D, 4500 (Industrial), 4600 (100 Series), 4600 US BUILT, 4610 (10 Series), 4610 US BUILT, 4630 (30 Series), 4830 (30 Series), 5000 (1000 Series), 5000 US BUILT, 5030 (30 Series), 5100 (1000 Series), 5110 (10 Series), 515 (Industrial), 515 US BUILT, 5200 (1000 Series), 531 (Industrial), 532 (Industrial), 532 US BUILT, 5340 (40 Series), 535 (Industrial), 535 US BUILT, 540 (Industrial), 540A, 540B, 545 (Industrial), 545A, 545C, 545D, 5600 (100 Series), 5610 (10 Series), 5610S, 5640 (40 Series), 5700 (100 Series), 5900 (100 Series), 6410 (10 Series), 6600 (100 Series), 6610 (10 Series), 6610S, 6640 (40 Series), 6700 (100 Series), 6710 (10 Series), 6810 (10 Series), 7000 (1000 Series), 7010 (10 Series), 7100 (1000 Series), 7200 (1000 Series), 7410 (10 Series), 7600 (100 Series), 7610 (10 Series), 7610S, 7630, 7700 (100 Series), 7710 (10 Series), 7740 (40 Series), 7810 (10 Series), 7810S, 7840 (40 Series), 7910 (10 Series), 8010 (10 Series), 8210 (10 Series), 8240 (40 Series), 8340 (40 Series), 8530 (30 Series), 8630 (30 Series), 8730 (30 Series), 8830 (30 Series), TS100 (TS Series), TS90 (TS Series), TW15 (TW Series), TW25 (TW Series), TW35 (TW Series), TW5 (TW Series)
37	Ford	EOHDL5039	VALVE TAPPET (MAT. USE CHILDED CASTING)	E1ADKN6489B		Major (Fordson), Power Major (Fordson), Super Major (Fordson)
38	Ford	EOHDL5040	ROCKER BRACKET 3620	90NH535AB		5000 (1000 Series), 5000 US BUILT, 5100 (1000 Series), 5200 (1000 Series), 5340 (40 Series), 5600 (100 Series), 5610 (10 Series), 5700 (100 Series), 6000 (1000 Series), 6600 (100 Series), 6700 (100 Series), 7000 (1000 Series), 7100 (1000 Series), 7200 (1000 Series), 7600 (100 Series), 7610 (10 Series), 7700 (100 Series), 7710 (10 Series)



# HYDRAULIC PARTS





S.No.	TRACTOR NAME	EO REF NO.	PRODUCT	OEM NO.	PHOTO	MODEL NO.
39	Massey Ferguson	EOHDL5042	HYD. LIFT LEVER GUIDE	181011M1		MF-35
40	Massey Ferguson	EOHDL5044	CONTROL VALVE SQUARE HEAD PIN	180937M91		MF-35, 65, 765
41	Massey Ferguson	EOHDL5045	REAR AXLE HUB	183255M2		35 135 165 175 185 240 245 250
42	Massey Ferguson	EOHDL5046	CLUTCH PADDLE SHAFT SMALL	180449M1		1200 (Articulated Series), 135 (100 Series), 135 GAS / 135 PETROL, 135 US BUILT, 148 (100 Series), 165 (100 Series), 168 (100 Series), 175 (100 Series), 178 (100 Series), 178 US BUILT, 185 (100 Series), 188 (100 Series), 20C (Industrial Tractors), 20D (Industrial Tractors), 20E (Industrial Tractors), 20F (Industrial Tractors), 230 (200 Series), 230 US BUILT, 231 (200 Series), 235 (200 Series), 240 (200 Series), 245 9200 Series), 250 (200 Series), 253 9200 Series), 255 9200 Series), 261 (200 Series), 265 (200 Series), 270 (200 Series), 275 (200 Series), 282 (200 Series), 282 US BUILT, 283 (200 Series), 283 BRAZILIAN, 290 (200 Series), 290 BRAZILIAN, 290 US BUILT, 298 (200 Series), 30B (Industrial Tractors), 30D (Industrial Tractors), 30E (Industrial Tractors), 30H (Industrial Tractors), 35 (PRE 100 Series(1947-65)), 35 US BUILT, 35X (PRE 100 Series(1947-65)), 375E BRAZILIAN, 390E BRAZILIAN, 40 (Industrial Tractors), 40B (Industrial Tractors), 40E (Industrial Tractors), 50 (Industrial Tractors), 50A (Industrial Tractors), 50B (Industrial Tractors), 50C (Industrial Tractors), 50D (Industrial Tractors), 50E (Industrial Tractors), 50EX (Industrial Tractors), 50F (Industrial Tractors), 50H (Industrial Tractors), 60H (Industrial Tractors), 65 (PRE 100 Series(1947-65)), TO35 (TE20 Series)
43	Massey Ferguson	EOHDL5047	CLUTCH PADDLE SHAFT BIG	180444M1		1200 (Articulated Series), 135 (100 Series), 135 GAS / 135 PETROL, 135 US BUILT, 148 (100 Series), 165 (100 Series), 168 (100 Series), 175 (100 Series), 178 (100 Series), 178 US BUILT, 185 (100 Series), 188 (100 Series), 20C (Industrial Tractors), 20D (Industrial Tractors), 20E (Industrial Tractors), 20F (Industrial Tractors), 230 (200 Series), 230 US BUILT, 231 (200 Series), 235 (200 Series), 240 (200 Series), 245 9200 Series), 250 (200 Series), 253 9200 Series), 255 9200 Series), 261 (200 Series), 265 (200 Series), 270 (200 Series), 275 (200 Series), 282 (200 Series), 282 US BUILT, 283 (200 Series), 283 BRAZILIAN, 290 (200 Series), 290 BRAZILIAN, 290 US BUILT, 298 (200 Series), 30B (Industrial Tractors), 30D (Industrial Tractors), 30E (Industrial Tractors), 30H (Industrial Tractors), 35 (PRE 100 Series(1947-65)), 35 US BUILT, 35X (PRE 100 Series(1947-65)), 375E BRAZILIAN, 390E BRAZILIAN, 40 (Industrial Tractors), 40B (Industrial Tractors), 40E (Industrial Tractors), 50 (Industrial Tractors), 50A (Industrial Tractors), 50B (Industrial Tractors), 50C (Industrial Tractors), 50D (Industrial Tractors), 50E (Industrial Tractors), 50EX (Industrial Tractors), 50F (Industrial Tractors), 50H (Industrial Tractors), 60H (Industrial Tractors), 65 (PRE 100 Series(1947-65)), TO35 (TE20 Series)



# HYDRAULIC PARTS








S.No.	TRACTOR NAME	EO REF NO.	PRODUCT	OEM NO.	PHOTO	MODEL NO.
44	Massey Ferguson	EOHDL5048	CAM BLOCK BUSH SETS BRASS	180924 / 180925M2		1080 (1000 N.A. Series), 1085 (1000 N.A. Series), 1200 (Articulated Series), 1250 (Articulated Series), 133 (100 Series), 135 (100 Series), 135 US BUILT, 140 (100 Series), 148 (100 Series), 150 (100 Series), 152 (100 Series), 158 (100 Series), 165 (100 Series), 165 US BUILT, 168 (100 Series), 175 (100 Series), 175 US BUILT, 178 (100 Series), 18, 185 (100 Series), 188 (100 Series), 20 (Industrial Tractors), 202 (Industrial Tractors), 204 (Industrial Tractors), 20C (Industrial Tractors), 20D (Industrial Tractors), 20E (Industrial Tractors), 20F (Industrial Tractors), 2135 (Industrial Tractors), 230 (200 Series), 230 US BUILT, 231 (200 Series), 235 BRAZILIAN, 240 (200 Series), 245 (200 Series), 250 (200 Series), 250 BRAZILIAN, 250X BRAZILIAN, 255 (200 Series), 261 (200 Series), 265 BRAZILIAN, 270 (200 Series), 275 BRAZILIAN, 282 (200 Series), 282 US BUILT, 283 (200 Series), 283 BRAZILIAN, 285 (FR), 285 US BUILT, 290 BRAZILIAN, 290 US BUILT, 292 BRAZILIAN, 295 BRAZILIAN, 296 BRAZILIAN, 297 BRAZILIAN, 298 BRAZILIAN, 299 BRAZILIAN, 30 (Industrial Tractors), 30B (Industrial Tractors), 30D (Industrial Tractors), 30E (Industrial Tractors), 31 (Industrial Tractors), 3165 (Industrial Tractors), 340 (300 Series), 342 (300 Series), 35 (Pre 100 Series(1947-65)), 35 GAS / 35 PETROL, 35 US BUILT, 350 (300 Series), 353 (300 Italian Series), 35X (Pre 100 Series(1947-65)), 360 (300 Series), 362 (300 Series), 365 (300 Series), 372 (300 Series), 375 (300 Series), 375E BRAZILIAN, 383 (300 Italian Series), 390 (300 Series), 390E BRAZILIAN, 390T, 393 (300 Italian Series), 396 (300 Series), 398 (300 Series), 399 (300 Series), 40 (Industrial Tractors), 40B (Industrial Tractors), 40E (Industrial Tractors), 410 UZEL, 415 BRAZILIAN, 420 UZEL, 425 BRAZILIAN, 435 BRAZILIAN, 440 BRAZILIAN, 445 BRAZILIAN, 460 BRAZILIAN, 465 BRAZILIAN, 475 BRAZILIAN, 481 BRAZILIAN, 492 BRAZILIAN, 50 (Industrial Tractors), 50C (Industrial Tractors), 50D (Industrial Tractors), 50E (Industrial Tractors), 50EX (Industrial Tractors), 550 (500 Series), 565 500 Series, 575 (500 Series), 590 (500 Series), 595 (500 Series), 65 (Pre 100 Series(1947-65)), 65 US BUILT, 670 (600 Series), 675 (600 Series), 690 (600 Series), 698 (600 Series), 698T, 699 (600 Series), 765 (Pre 100 Series(1947-65)), TO35 (TE20 Series)
45	Massey Ferguson	EOHDL5049	CAM BLOCK BUSH BRASS (COLLER TYPE)	180924M2		1080 (1000 N.A. Series), 1085 (1000 N.A. Series), 1200 (Articulated Series), 1250 (Articulated Series), 133 (100 Series), 135 (100 Series), 135 US BUILT, 140 (100 Series), 148 (100 Series), 150 (100 Series), 152 (100 Series), 158 (100 Series), 165 (100 Series), 165 US BUILT, 168 (100 Series), 175 (100 Series), 175 US BUILT, 178 (100 Series), 18, 185 (100 Series), 188 (100 Series), 20 (Industrial Tractors), 202 (Industrial Tractors), 204 (Industrial Tractors), 20C (Industrial Tractors), 20D (Industrial Tractors), 20E (Industrial Tractors), 20F (Industrial Tractors), 2135 (Industrial Tractors), 230 (200 Series), 230 US BUILT, 231 (200 Series), 235 BRAZILIAN, 240 (200 Series), 245 (200 Series), 250 (200 Series), 250 BRAZILIAN, 250X BRAZILIAN, 255 (200 Series), 261 (200 Series), 265 BRAZILIAN, 270 (200 Series), 275 BRAZILIAN, 282 (200 Series), 282 US BUILT, 283 (200 Series), 283 BRAZILIAN, 285 (FR), 285 US BUILT, 290 BRAZILIAN, 290 US BUILT, 292 BRAZILIAN, 295 BRAZILIAN, 296 BRAZILIAN, 297 BRAZILIAN, 298 BRAZILIAN, 299 BRAZILIAN, 30 (Industrial Tractors), 30B (Industrial Tractors), 30D (Industrial Tractors), 30E (Industrial Tractors), 31 (Industrial Tractors), 3165 (Industrial Tractors), 340 (300 Series), 342 (300 Series), 35 (Pre 100 Series(1947-65)), 35 GAS / 35 PETROL, 35 US BUILT, 350 (300 Series), 353 (300 Italian Series), 35X (Pre 100 Series(1947-65)), 360 (300 Series), 362 (300 Series), 365 (300 Series), 372 (300 Series), 375 (300 Series), 375E BRAZILIAN, 383 (300 Italian Series), 390 (300 Series), 390E BRAZILIAN, 390T, 393 (300 Italian Series), 396 (300 Series), 398 (300 Series), 399 (300 Series), 40 (Industrial Tractors), 40B (Industrial Tractors), 40E (Industrial Tractors), 410 UZEL, 415 BRAZILIAN, 420 UZEL, 425 BRAZILIAN, 435 BRAZILIAN, 440 BRAZILIAN, 445 BRAZILIAN, 460 BRAZILIAN, 465 BRAZILIAN, 475 BRAZILIAN, 481 BRAZILIAN, 492 BRAZILIAN, 50 (Industrial Tractors), 50C (Industrial Tractors), 50D (Industrial Tractors), 50E (Industrial Tractors), 50EX (Industrial Tractors), 550 (500 Series), 565 500 Series, 575 (500 Series), 590 (500 Series), 595 (500 Series), 65 (Pre 100 Series(1947-65)), 65 US BUILT, 670 (600 Series), 675 (600 Series), 690 (600 Series), 698 (600 Series), 698T, 699 (600 Series), 765 (Pre 100 Series(1947-65)), TO35 (TE20 Series)



# HYDRAULIC PARTS









S.No.	TRACTOR NAME	EO REF NO.	PRODUCT	OEM NO.	PHOTO	MODEL NO.
46	Massey Ferguson	EOHDL5050	CAM BLOCK BUSH BRASS (WITHOUT COLLER)	180925M2		1080 (1000 N.A. Series), 1085 (1000 N.A. Series), 1200 (Articulated Series), 1250 (Articulated Series), 133 (100 Series), 135 (100 Series), 135 US BUILT, 140 (100 Series), 148 (100 Series), 150 (100 Series), 152 (100 Series), 158 (100 Series), 165 (100 Series), 165 US BUILT, 168 (100 Series), 175 (100 Series), 175 US BUILT, 178 (100 Series), 18, 185 (100 Series), 188 (100 Series), 20 (Industrial Tractors), 202 (Industrial Tractors), 204 (Industrial Tractors), 20C (Industrial Tractors), 20D (Industrial Tractors), 20E (Industrial Tractors), 20F (Industrial Tractors), 2135 (Industrial Tractors), 230 (200 Series), 230 US BUILT, 231 (200 Series), 235 BRAZILIAN, 240 (200 Series), 245 (200 Series), 250 (200 Series), 250 BRAZILIAN, 250X BRAZILIAN, 255 (200 Series), 261 (200 Series), 265 BRAZILIAN, 270 (200 Series), 275 BRAZILIAN, 282 (200 Series), 282 US BUILT, 283 (200 Series), 283 BRAZILIAN, 285 (FR), 285 US BUILT, 290 BRAZILIAN, 290 US BUILT, 292 BRAZILIAN, 295 BRAZILIAN, 296 BRAZILIAN, 297 BRAZILIAN, 298 BRAZILIAN, 299 BRAZILIAN, 30 (Industrial Tractors), 30B (Industrial Tractors), 30D (Industrial Tractors), 30E (Industrial Tractors), 31 (Industrial Tractors), 3165 (Industrial Tractors), 340 (300 Series), 342 (300 Series), 35 (Pre 100 Series(1947-65)), 35 GAS / 35 PETROL, 35 US BUILT, 350 (300 Series), 353 (300 Italian Series), 35X (Pre 100 Series(1947-65)), 360 (300 Series), 362 (300 Series), 365 (300 Series), 372 (300 Series), 375 (300 Series), 375E BRAZILIAN, 383 (300 Italian Series), 390 (300 Series), 390E BRAZILIAN, 390T, 393 (300 Italian Series), 396 (300 Series), 398 (300 Series), 399 (300 Series), 40 (Industrial Tractors), 40B (Industrial Tractors), 40E (Industrial Tractors), 410 UZEL, 415 BRAZILIAN, 420 UZEL, 425 BRAZILIAN, 435 BRAZILIAN, 440 BRAZILIAN, 445 BRAZILIAN, 460 BRAZILIAN, 465 BRAZILIAN, 475 BRAZILIAN, 481 BRAZILIAN, 492 BRAZILIAN, 50 (Industrial Tractors), 50C (Industrial Tractors), 50D (Industrial Tractors), 50E (Industrial Tractors), 50EX (Industrial Tractors), 550 (500 Series), 565 500 Series, 575 (500 Series), 590 (500 Series), 595 (500 Series), 65 (Pre 100 Series(1947-65)), 65 US BUILT, 670 (600 Series), 675 (600 Series), 690 (600 Series), 698 (600 Series), 698T, 699 (600 Series), 765 (Pre 100 Series(1947-65)), TO35 (TE20 Series)
47	Massey Ferguson	EOHDL5051	OSCILLATOR BODY MF-1035	182002M1		MF 35, MF 65, MF 765
48	Massey Ferguson	EOHDL5053	DRAFT CONTROL ROD MF-1035	190855M1		35,65, 765. 0255. HYD
49	Massey Ferguson	EOHDL5054	HYD. LIFT RAM CYLINDER MF-1035 (76 MM)	190859M1		135 (100 Series), 135 US BUILT, 150 (100 Series), 165 (100 Series), 165 US BUILT, 2135 (Industrial Tractors), 35 (Pre 100 Series(1947-65)), 35 GAS / 35 PETROL, 35 US BUILT, 35X (Pre 100 Series(1947-65)), 50 (Industrial Tractors), 65 (Pre 100 Series(1947-65)), 65 US BUILT, 765 (Pre 100 Series(1947-65))
50	Massey Ferguson	EOHDL5055	RAM CYLINDER (76 MM) (GRAY) S.G. IRON MF-1035	190859M1		135 (100 Series), 135 US BUILT, 150 (100 Series), 165 (100 Series), 165 US BUILT, 2135 (Industrial Tractors), 35 (Pre 100 Series(1947-65)), 35 GAS / 35 PETROL, 35 US BUILT, 35X (Pre 100 Series(1947-65)), 50 (Industrial Tractors), 65 (Pre 100 Series(1947-65)), 65 US BUILT, 765 (Pre 100 Series(1947-65))









# HYDRAULIC PARTS



S.No.	TRACTOR NAME	EO REF NO.	PRODUCT	OEM NO.	PHOTO	MODEL NO.
51	Massey Ferguson	EOHDL5056	HYD. LIFT RAM CYLINDER MF-245 (79 MM)	897560M3		135 (100 Series), 135 US BUILT, 150 (100 Series), 165 (100 Series), 165 US BUILT, 20 (Industrial Tractors), 20C (Industrial Tractors), 20D (Industrial Tractors), 20E (Industrial Tractors), 20F (Industrial Tractors), 230 (200 Series), 230 US BUILT, 231 (200 Series), 240 (200 Series), 245 (200 Series), 250 (200 Series), 265 (200 Series), 282 (200 Series), 282 US BUILT, 30E (Industrial Tractors), 30D (Industrial Tractors), 50 (Industrial Tractors), 550 (500 Series)
52	Massey Ferguson	EOHDL5057	RAM CYLINDER WITH PISTON 1 GROOVE MF-245 (79MM)	1665737M91 190859M1		133(100 SERIES), 135(100 SERIES), 140(100 SERIES), 152(100 SERIES), 165(100 SERIES), 20C (INDUSTRIAL TRACTORS), 20D (INDUSTRIAL TRACTORS), 20E( INDUSTRIAL TRACTORS), 20F(INDUSTRIAL TRACTORS), 230(200 SERIES), 230 US BUILT, 231(200 SERIES), 240(200 SERIES) 245(200 SERIES), 250(200 SERIES), 265(200 SERIES), 282(200 SERIES), 282 US BUILT, 30E(INDUSTRIAL TRACTORS), 40E(INDUSTRIAL TRACTORS), 50(INDUSTRIAL TRACTORS), 550(500 SERIES).
53	Massey Ferguson	EOHDL5059	GREAK FORK BIG MF-1035 (INVESTMENT CASTING)	180437M1		1080 (1000N.A. Series), 133 (100 Series), 135 (100 Series), 135 GAS / PETROL, 135 US BUILT, 140 (100 Series), 145 (100 Series), 150 (100 Series), 155 (100 Series), 165 (100 Series), 165 US BUILT, 175 (100 Series), 175 US BUILT, 178 (100 Series), 180 (100 Series), 20 (Industrial Tractors), 20C (Industrial Tractors), 20D (Industrial Tractors), 2135 (Industrial Tractors), 230 (200 Series), 230 US BUILT, 231 (200 Series), 240 (200 Series), 245 (200 Series), 285 (FR), 30 (Industrial Tractors), 31 (Industrial Tractors), 3165 (Industrial Tractors), 35 (Pre 100 Series(1947-65)), 35 GAS / 35 PETROL, 35 US BUILT, 35X (Pre 100 Series(1947-65)), 40 (Industrial Tractors), 50 (Industrial Tractors), 50B (Industrial Tractors), 50D (Industrial Tractors), 50F (Industrial Tractors), 595 (500 Series), 65 (Pre 100 Series(1947-65)), 65 US BUILT, 765 (Pre 100 Series(1947-65)), 865 (Pre 100 Series(1947-65)), FE35 (Pre 100 Series(1947-65)), TO35 (TE20 Series)
54	Massey Ferguson	EOHDL5060	GREAK FORK SMALL MF -1035 / 245 (INVESTMENT CASTING)	180443M1		MF 245, MF 240
55	Massey Ferguson	EOHDL5061	HYD. PUMP CONTROL VALVE GUIDE SQUARE	1862576M2		265 BRAZILIAN, 275 BRAZILIAN, 283 BRAZILIAN, 290 BRAZILIAN, 292 BRAZILIAN, 297 BRAZILIAN, 298 BRAZILIAN, 299 BRAZILIAN, 375E BRAZILIAN, 390E BRAZILIAN, 415 BRAZILIAN, 425 BRAZILIAN, 435 BRAZILIAN, 440 BRAZILIAN, 445 BRAZILIAN, 460 BRAZILIAN, 465 BRAZILIAN, 475 BRAZILIAN, 481 BRAZILIAN, 492 BRAZILIAN
56	Massey Ferguson	EOHDL5062	GEAR FORK BIG (INVESTMENT CASTING) MF-245	1860773M1		1080 (1000N.A. Series), 133 (100 Series), 135 (100 Series), 135 GAS / PETROL, 135 US BUILT, 140 (100 Series), 145 (100 Series), 150 (100 Series), 155 (100 Series), 165 (100 Series), 165 US BUILT, 175 (100 Series), 175 US BUILT, 185 (100 Series), 188 (100 Series), 20 (Industrial Tractors), 20C (Industrial Tractors), 20D (Industrial Tractors), 20E (Industrial Tractors), 20F (Industrial Tractors), 230 (200 Series), 231 (200 Series), 235 BRAZILIAN, 240 (200 Series), 243 (200 Series), 245 (200 Series), 250 BRAZILIAN, 253 (200 Series), 255 (200 Series), 260 (200 Series), 261 (200 Series), 263 (200 Series), 265 BRAZILIAN, 265S (TR), 270 (200 Series), 275 BRAZILIAN, 282 (200 Series), 282 US BUILT, 283 BRAZILIAN, 285 (FR), 285S (TR), 285 US BUILT, 290 BRAZILIAN, 290 US BUILT, 292 BRAZILIAN, 295 BRAZILIAN, 296 BRAZILIAN, 298 (200 Series), 30 (Industrial Tractors), 30B (Industrial Tractors), 30D (Industrial Tractors), 30E (Industrial Tractors), 30H (Industrial Tractors), 31 (Industrial Tractors), 375E BRAZILIAN, 390E BRAZILIAN, 40B (Industrial Tractors), 40E (Industrial Tractors), 415 BRAZILIAN, 425 BRAZILIAN, 435 BRAZILIAN, 440 BRAZILIAN, 50 (Industrial Tractors), 50A (Industrial Tractors), 50B (Industrial Tractors), 50C (Industrial Tractors), 50D (Industrial Tractors), 50E (Industrial Tractors), 50F (Industrial Tractors), 50H (Industrial Tractors), 550 (500 Series), 560 (500 Series), 565 (500 Series), 575 (500 Series), 590 (500 Series), 595 (500 Series), 60H (Industrial Tractors)

S.No.	TRACTOR NAME	EO REF NO.	PRODUCT	OEM NO.	PHOTO	MODEL NO.
57	Massey Ferguson	EOHDL5063	HYD. PUMP OSCILLATOR BODY MF-245	1869826M93		1004 (600 Series), 1004T, 1085 (1000 N.A. Series), 1200 (Articulated Series), 1250 (Articulated Series), 133 (100 Series), 135 (100 Series), 140 (100 Series), 145 (100 Series), 148 (100 Series), 152 (100 Series), 155 (100 Series), 158 (100 Series), 165 (100 Series), 168 (100 Series), 185 (100 Series), 188 (100 Series), 230 (200 Series), 231 (100 Series), 235 (100 Series), 240 (100 Series), 243 (100 Series), 245 (100 Series), 250 (100 Series), 253 (100 Series), 255 (100 Series), 260 (100 Series), 261 (100 Series), 265 BRAZILIAN, 265 (TR), 275 BRAZILIAN, 283 BRAZILIAN, 285 (FR), 290 BRAZILIAN, 292 BRAZILIAN, 297 BRAZILIAN, 298 BRAZILIAN, 299 BRAZILIAN, 340 (300 Series), 342 (300 Series), 350 (300 Series), 352 (300 Series), 355 (300 Series), 360 (300 Series), 362 (300 Series), 365 (300 Series), 372 (300 Series), 375 (300 Series), 375E BRAZILIAN, 382 (300 Series), 390 (300 Series), 390E BRAZILIAN, 390T, 396 (300 Series), 398 (300 Series), 399 (300 Series), 410 UZEL, 415 BRAZILIAN, 420 UZEL, 4215 (4200/4300 Series), 4220 (4200/4300 Series), 4225 (4200/4300 Series), 4235 (4200/4300 Series), 4245 (4200/4300 Series), 425 BRAZILIAN, 4255 (4200/4300 Series), 4260 (4200/4300 Series), 4265 (4200/4300 Series), 4270 (4200/4300 Series), 430 UZEL, 4315 (4200/4300 Series), 4325 (4200/4300 Series), 4335 (4200/4300 Series), 4345 (4200/4300 Series), 435 BRAZILIAN, 4355 (4200/4300 Series), 4360 (4200/4300 Series), 4365 (4200/4300 Series), 4370 (4200/4300 Series), 440 BRAZILIAN, 445 BRAZILIAN, 460 BRAZILIAN, 465 BRAZILIAN, 475 BRAZILIAN, 481 BRAZILIAN, 492 BRAZILIAN, 5340 BRAZILIAN, 5355 BRAZILIAN, 5365 BRAZILIAN, 550 (500 Series), 560 (500 Series), 565 (500 Series), 575 (500 Series), 590 (500 Series), 650 BRAZILIAN, 675 (600 Series), 680 BRAZILIAN, 690 (600 Series) 698 (600 Series), 698T
58	Massey Ferguson	EOHDL5064	CONTROL VALVE MF-1035 (SPECIAL LAPPING FINISH)	189427M91		MF-35
59	Massey Ferguson	EOHDL5065	CONTROL VALVE ASSLY. O/M (ROUND ROD) MF-245 (WITH "O" RING & ROLLER & PIN) 198 MM	1870763M92		133 (100 Series), 135 (100 Series), 135 GAS / PETROL, 135 US BUILT, 140 (100 Series), 145 (100 Series), 150 (100 Series), 155 (100 Series), 165 (100 Series), 165 US BUILT, 175 (100 Series), 175 US BUILT, 185 (100 Series), 188 (100 Series), 20 (Industrial Tractors), 20C (Industrial Tractors), 20D (Industrial Tractors), 20E (Industrial Tractors), 20F (Industrial Tractors), 230 (200 Series), 231 (200 Series), 235 (200 Series), 240 (200 Series), 245 (200 Series), 250 (200 Series), 255 (200 Series), 265 (200 Series), 275 (200 Series), 30 (Industrial Tractors), 30B (Industrial Tractors), 30D (Industrial Tractors), 30E (Industrial Tractors), 31 (Industrial Tractors), 40 (Industrial Tractors), 40B (Industrial Tractors), 40E (Industrial Tractors), 50 (Industrial Tractors), 50C (Industrial Tractors), 50E (Industrial Tractors), 50EX (Industrial Tractors), 550 (500 Series), 565 (500 Series), 575 (500 Series), 590 (500 Series), 675 (600 Series), 690 (600 Series), 698 (600 Series), 698T, 699 (600 Series),
60	Massey Ferguson	EOHDL5066	CONTROL VALVE ASSLY. O/M (SQUARE ROD) MF-245 (WITH "O" RING & ROLLER & PIN) 198 MM	1681789M91		1004 (600 Series), 1004T, 1085 (1000N.A. Series), 1200 (Articulated Series), 133 (100 Series), 135 (100 Series), 140 (100 Series), 148 (100 Series), 152 (100 Series), 165 (100 Series), 168 (100 Series), 175 (100 Series), 178 (100 Series), 185 (100 Series), 188 (100 Series), 20C (Industrial Tractors), 20D (Industrial Tractors), 20F (Industrial Tractors), 230 (200 Series), 230 US BUILT, 231 (200 Series), 235 (200 Series), 240 (200 Series), 245 (200 Series), 250 (200 Series), 253 (200 Series), 255 (200 Series), 261 (200 Series), 265 (200 Series), 270 (200 Series), 275 (200 Series), 285 (FR), 290 (200 Series), 290 US BUILT, 298 (200 Series), 30 (Industrial Tractors), 30B (Industrial Tractors), 30D (Industrial Tractors), 30E (Industrial Tractors), 31 (Industrial Tractors), 340 (300 Series), 342 (300 Series), 350 (300 Series), 352 (300 Series), 355 (300 Series), 360 (300 Series), 362 (300 Series), 365 (300 Series), 372 (300 Series), 375 (300 Series), 375E BRAZILIAN, 382 (300 Series), 390 (300 Series), 390E BRAZILIAN, 390T, 393 (300 Italian Series), 396 (300 Series), 398 (300 Series), 399 (300 Series), 40B (Industrial Tractors), 40E (Industrial Tractors), 50 (Industrial Tractors), 50C (Industrial Tractors), 50D (Industrial Tractors), 50E (Industrial Tractors), 50EX (Industrial Tractors), 550 (500 Series), 565 (500 Series), 575 (500 Series), 590 (500 Series), 670 (600 Series), 675 (600 Series), 690 (600 Series), 698 (600 Series), 698T, 699 (600 Series), Mf40

S.No.	TRACTOR NAME	EO REF NO.	PRODUCT	OEM NO.	PHOTO	MODEL NO.
61	Massey Ferguson	EOHDL5067	CONTROL VALVE (HARD) MF-135 MARK II (WITH ROLLER & PIN) 217MM	897507M92		135, 150, 165, 175, 180, 202, 203, 204, 205, 2135, 2200, 30, 302, 304, 3165, 40, 50.
62	Massey Ferguson	EOHDL5068	RELIEF VALVE MF-1035 (2300- 2800 PSI) COLOUR CODE : SELF COLOUR	828927M91		133(100 SERIES), 135(100 SERIES), 140(100 SERIES), 148(100 SERIES), 152(100 SERIES), 165(100 SERIES), 175(100 SERIES), 178(100 SERIES), 178 US BUILT 20D(INDUSTRIAL TRACTORS), 20F(INDUSTRIAL TRACTORS), 230(200 SERIES), 231(200 SERIES), 240(200 SERIES), 250(200 SERIES), 253(200 SERIES), 261(200 SERIES), 265(200 SERIES), 275(200 SERIES), 285(FR), 290(200 SERIES), 340(300 SERIES), 342(300 SERIES), 35(PRE 100 SERIES(1947-65)), 35 GAS/35 PETROL, 350(300 SERIES), 352(300 SERIES), 355(300 SERIES), 362(300 SERIES), 372(300 SERIES), 375(300 SERIES), 375E BRAZILIAN, 382(300 SERIES), 383(300 ITALIAN SERIES), 390(300 SERIES), 390E BRAZILIAN, 390T, 40E(INDUSTRIAL TRACTORS), 50(INDUSTRIAL TRACTORS), 65(PRE 100 SERIES(1947-65)), 670(600 SERIES), 690(600 SERIES), 698(600 SERIES), 699(600 SERIES), 765(PRE 100 SERIES(1947-65)), TO35(TE20 SERIES).
63	Massey Ferguson	EOHDL5069	RELIEF VALVE (SINGLE BODY) MF-1035 (2300 TO 2800 PSI) HEX TYPE	190537M91		133(100 SERIES), 135(100 SERIES), 140(100 SERIES), 148(100 SERIES), 152(100 SERIES), 165(100 SERIES), 175(100 SERIES), 178(100 SERIES), 178 US BUILT 20D(INDUSTRIAL TRACTORS), 20F(INDUSTRIAL TRACTORS), 230(200 SERIES), 231(200 SERIES), 240(200 SERIES), 250(200 SERIES), 253(200 SERIES), 261(200 SERIES), 265(200 SERIES), 275(200 SERIES), 285(FR), 290(200 SERIES), 340(300 SERIES), 342(300 SERIES), 35(PRE 100 SERIES(1947-65)), 35 GAS/35 PETROL, 350(300 SERIES), 352(300 SERIES), 355(300 SERIES), 362(300 SERIES), 372(300 SERIES), 375(300 SERIES), 375E BRAZILIAN, 382(300 SERIES), 383(300 ITALIAN SERIES), 390(300 SERIES), 390E BRAZILIAN, 390T, 40E(INDUSTRIAL TRACTORS), 50(INDUSTRIAL TRACTORS), 65(PRE 100 SERIES(1947-65)), 670(600 SERIES), 690(600 SERIES), 698(600 SERIES), 699(600 SERIES), 765(PRE 100 SERIES(1947-65)), TO35(TE20 SERIES).
64	Massey Ferguson	EOHDL5070	RELIEF VALVE SMALL MF-1035 (2300-2800 PSI)	190537M91		133 (100 Series), 135 (100 Series), 135 GAS / PETROL, 135 US BUILT, 140 (100 Series), 145 (100 Series), 150 (100 Series), 155 (100 Series), 165 (100 Series), 165 US BUILT, 175 (100 Series), 175 US BUILT, 185 (100 Series), 188 (100 Series), 20 (Industrial Tractors), 20C (Industrial Tractors), 20D (Industrial Tractors), 20E (Industrial Tractors), 20F (Industrial Tractors), 230 (200 Series), 231 (200 Series), 240 (200 Series), 250 (200 Series), 253 (200 Series), 261 (200 Series), 265 (200 Series) 275 (200 Series) , 285(FR), 290 (200 Series) , 340 (300 Series) , 342 (300 Series), 35(pre100series(1947-65)), 35gas/petrol, 350 (300 Series), 352 (300 Series), 355 (300 Series), 362 (300 Series), 372 (300 Series), 375 (300 Series), 375E BRAZILIAN, 382 (300 Series), 383 (300 ITALIAN SERIES), 390 (300 Series), 390E BRAZILIAN, 390T, 40E(industrial tractor), 50(industrial tractor), 65(pre 100 series(1947-65)), 670 (600 Series), 690(600 Series), 698(600 Series), 699(600 Series), 765(pre100series(1947-65)), TO35(TE20 series)
65	Massey Ferguson	EOHDL5071	OIL ASSLY. SHAFT P4	32736413		MF 65 165 265 275 285 290.
66	Massey Ferguson	EOHDL5072	RELIEF VALVE MF-245 (2800-3200 PSI) COLOUR CODE: BLACK	884747M92		135 (100 Series), 135 US BUILT, 150 (100 Series), 165 (100 Series), 165 US BUILT, 175 (100 Series), 175 US BUILT, 178 (100 Series), 178 US BUILT, 180 (100 Series), 20 (Industrial Tractors), 20C (Industrial Tractors), 20D (Industrial Tractors), 2135 (Industrial Tractors), 230 (200 Series), 230 US BUILT, 235 (200 Series), 240 (200 Series), 245 (200 Series), 250 (200 Series), 2620 (2000 Series), 2640 (2000 Series), 2675 (2000 Series), 2705 (2000 Series), 2745 (2000 Series), 2775 (2000 Series), 2805 (2000 Series), 30 (Industrial Tractors), 30D (Industrial Tractors), 30E (Industrial Tractors), 31 (Industrial Tractors), 3165 (Industrial Tractors), 35 US BUILT, 40 (Industrial Tractors), 50E (Industrial Tractors), TO35 (TE20 Series)















S.No.	TRACTOR NAME	EO REF NO.	PRODUCT	OEM NO.	PHOTO	MODEL NO.
67	Massey Ferguson	EOHDL5073	RELIEF VALVE MF-245 (2800-3000 PSI) COLOUR CODE: YELLOW	883402M92		135 (100 Series), 135 US BUILT, 150 (100 Series), 165 (100 Series), 165 US BUILT, 175 (100 Series), 175 US BUILT, 178 (100 Series), 178 US BUILT, 180 (100 Series), 20 (Industrial Tractors), 20C (Industrial Tractors), 20D (Industrial Tractors), 2135 (Industrial Tractors), 230 (200 Series), 230 US BUILT, 235 (200 Series), 240 (200 Series), 245 (200 Series), 250 (200 Series), 2620 (2000 Series), 2640 (2000 Series), 2675 (2000 Series), 2705 (2000 Series), 2745 (2000 Series), 2775 (2000 Series), 2805 (2000 Series), 30 (Industrial Tractors), 30D (Industrial Tractors), 30E (Industrial Tractors), 31 (Industrial Tractors), 3165 (Industrial Tractors), 35 US BUILT, 40 (Industrial Tractors), 50E (Industrial Tractors), TO35 (TE20 Series)
68	Massey Ferguson	EOHDL5074	SQUARE PISTON MF-1035 STD (CASTING)	190799M1		135 (100 Series), 135 US BUILT, 150 (100 Series), 165 (100 Series), 165 US BUILT, 175 (100 Series), 175 US BUILT, 202 (Industrial Tractors), 204 (Industrial Tractors), 2135 (Industrial Tractors), 35 (Pre 100 Series(1947-65)), 35 GAS / 35 PETROL, 35 US BUILT, 35X (Pre 100 Series(1947-65)), 50 (Industrial Tractors), 65 (Pre 100 Series(1947-65)), 65 US BUILT, 765 (Pre 100 Series(1947-65)), TO35 (TE20 Series)
69	Massey Ferguson	EOHDL5075	VALVE CHAMBER FULL KIT STD MF-1035	1810678M91		1080, 135, 148, 165, 168, 175, ...
70	Massey Ferguson	EOHDL5076	DRAFT CONTROL ROD WITH BOLT MF-245	898124M1 / 898128M1		1200 (Articulated Series), 133 (100 Series), 135 (100 Series), 140 (100 Series), 148 (100 Series), 152 (100 Series), 165 (100 Series), 168 (100 Series), 175 (100 Series), 178 (100 Series), 185 (100 Series), 188 (100 Series), 20C (Industrial Tractors), 20D (Industrial Tractors), 20F (Industrial Tractors), 230 (200 Series), 230 US BUILT, 231 (200 Series), 235 (200 Series), 240 (200 Series), 245 (200 Series), 250 (200 Series), 253 (200 Series), 255 (200 Series), 261 (200 Series), 265 (200 Series), 270 (200 Series), 275 (200 Series), 285 (FR), 290 (200 Series), 290 US BUILT, 298 (200 Series), 30 (Industrial Tractors), 30B (Industrial Tractors), 30D (Industrial Tractors), 30E (Industrial Tractors), 31 (Industrial Tractors), 340 (300 Series), 342 (300 Series), 350 (300 Series), 352 (300 Series), 355 (300 Series), 360 (300 Series), 362 (300 Series), 365 (300 Series), 372 (300 Series), 375 (300 Series), 375E BRAZILIAN, 382 (300 Series), 390 (300 Series), 390E BRAZILIAN, 390T, 393 (300 Italian Series), 396 (300 Series), 398 (300 Series), 399 (300 Series), 40B (Industrial Tractors), 40E (Industrial Tractors), 50 (Industrial Tractors), 50C (Industrial Tractors), 50D (Industrial Tractors), 50E (Industrial Tractors), 50EX (Industrial Tractors), 550 (500 Series), 565 (500 Series), 575 (500 Series), 590 (500 Series), 670 (600 Series), 675 (600 Series), 690 (600 Series), 698 (600 Series), 698T, 699 (600 Series)
71	Massey Ferguson	EOHDL5077	VALVE CHAMBER BODY BARE MF-1035 (5 HOLE) 23MM	184471M1		135 (100 Series), 135 US BUILT, 150 (100 Series), 165 (100 Series), 165 US BUILT, 175 (100 Series), 175 US BUILT, 202 (Industrial Tractors), 204 (Industrial Tractors), 2135 (Industrial Tractors), 35 (Pre 100 Series(1947-65)), 35 GAS / 35 PETROL, 35 US BUILT, 35X (Pre 100 Series(1947-65)), 50 (Industrial Tractors), 65 (Pre 100 Series(1947-65)), 65 US BUILT, 765 (Pre 100 Series(1947-65))
72	Massey Ferguson	EOHDL5078	VALVE CHAMBER BODY WITH ASSLY. MF-1035 (5 HOLE) 23MM	184471M1		135 (100 Series), 135 US BUILT, 150 (100 Series), 165 (100 Series), 165 US BUILT, 175 (100 Series), 175 US BUILT, 202 (Industrial Tractors), 204 (Industrial Tractors), 2135 (Industrial Tractors), 35 (Pre 100 Series(1947-65)), 35 GAS / 35 PETROL, 35 US BUILT, 35X (Pre 100 Series(1947-65)), 50 (Industrial Tractors), 65 (Pre 100 Series(1947-65)), 65 US BUILT, 765 (Pre 100 Series(1947-65))
73	Massey Ferguson	EOHDL5079	VALVE CHAMBER BODY BARE MF-1035 (4 HOLE) 23MM	897491M91		1004 (600 Series), 1004T, 1085 (1000N.A. Series), 1200 (Articulated Series), 133 (100 Series), 135 (100 Series), 140 (100 Series), 148 (100 Series), 152 (100 Series), 165 (100 Series), 168 (100 Series), 175 (100 Series), 178 (100 Series), 185 (100 Series), 188 (100 Series), 20C (Industrial Tractors), 20D (Industrial Tractors), 20F (Industrial Tractors), 230 (200 Series), 230 US BUILT, 231 (200 Series), 235 (200 Series), 240 (200 Series), 245 (200 Series), 250 (200 Series), 253 (200 Series), 255 (200 Series), 261 (200 Series), 265 (200 Series), 270 (200 Series), 275 (200 Series), 285 (FR), 290 (200 Series), 290 US BUILT, 298 (200 Series), 30 (Industrial Tractors), 30B (Industrial Tractors), 30D (Industrial Tractors), 30E (Industrial Tractors), 31 (Industrial Tractors), 340 (300 Series), 342 (300 Series), 350 (300 Series), 352 (300 Series), 355 (300 Series), 360 (300 Series), 362 (300 Series), 365 (300 Series), 372 (300 Series), 375 (300 Series), 375E BRAZILIAN, 382 (300 Series), 390 (300 Series), 390E BRAZILIAN, 390T, 393 (300 Italian Series), 396 (300 Series), 398 (300 Series), 399 (300 Series), 40B (Industrial Tractors), 40E (Industrial Tractors), 50 (Industrial Tractors), 50C (Industrial Tractors), 50D (Industrial Tractors), 50E (Industrial Tractors), 50EX (Industrial Tractors), 550 (500 Series), 565 (500 Series), 575 (500 Series), 590 (500 Series), 670 (600 Series), 675 (600 Series), 690 (600 Series), 698 (600 Series), 698T, 699 (600 Series), MF40










# HYDRAULIC PARTS



S.No.	TRACTOR NAME	EO REF NO.	PRODUCT	OEM NO.	PHOTO	MODEL NO.
74	Massey Ferguson	EOHDL5080	VALVE CHAMBER BODY WITH ASSLY. MF-135 (4 HOLE) 23MM	897491M91		1004 (600 Series), 1004T, 1085 (1000N.A. Series), 1200 (Articulated Series), 133 (100 Series), 135 (100 Series), 140 (100 Series), 148 (100 Series), 152 (100 Series), 165 (100 Series), 168 (100 Series), 175 (100 Series), 178 (100 Series), 185 (100 Series), 188 (100 Series), 20C (Industrial Tractors), 20D (Industrial Tractors), 20F (Industrial Tractors), 230 (200 Series), 230 US BUILT, 231 (200 Series), 235 (200 Series), 240 (200 Series), 245 (200 Series), 250 (200 Series), 253 (200 Series), 255 (200 Series), 261 (200 Series), 265 (200 Series), 270 (200 Series), 275 (200 Series), 285 (FR), 290 (200 Series), 290 US BUILT, 298 (200 Series), 30 (Industrial Tractors), 30B (Industrial Tractors), 30D (Industrial Tractors), 30E (Industrial Tractors), 31 (Industrial Tractors), 340 (300 Series), 342 (300 Series), 350 (300 Series), 352 (300 Series), 355 (300 Series), 360 (300 Series), 362 (300 Series), 365 (300 Series), 372 (300 Series), 375 (300 Series), 375E BRAZILIAN, 382 (300 Series), 390 (300 Series), 390E BRAZILIAN, 390T, 393 (300 Italian Series), 396 (300 Series), 398 (300 Series), 399 (300 Series), 40B (Industrial Tractors), 40E (Industrial Tractors), 50 (Industrial Tractors), 50C (Industrial Tractors), 50D (Industrial Tractors), 50E (Industrial Tractors), 50EX (Industrial Tractors), 550 (500 Series), 565 (500 Series), 575 (500 Series), 590 (500 Series), 670 (600 Series), 675 (600 Series), 690 (600 Series), 698 (600 Series), 698T, 699 (600 Series), MF40
75	Massey Ferguson	EOHDL5081	VALVE CHAMBER BODY BARE MF-245 (4 HOLES) 25MM	1868435M3		1004 (600 Series), 1004T, 1085 (1000N.A. Series), 1200 (Articulated Series), 133 (100 Series), 135 (100 Series), 140 (100 Series), 148 (100 Series), 152 (100 Series), 165 (100 Series), 168 (100 Series), 175 (100 Series), 178 (100 Series), 185 (100 Series), 188 (100 Series), 20C (Industrial Tractors), 20D (Industrial Tractors), 20F (Industrial Tractors), 230 (200 Series), 230 US BUILT, 231 (200 Series), 235 (200 Series), 240 (200 Series), 245 (200 Series), 250 (200 Series), 253 (200 Series), 255 (200 Series), 261 (200 Series), 265 (200 Series), 270 (200 Series), 275 (200 Series), 285 (FR), 290 (200 Series), 290 US BUILT, 298 (200 Series), 30 (Industrial Tractors), 30B (Industrial Tractors), 30D (Industrial Tractors), 30E (Industrial Tractors), 31 (Industrial Tractors), 340 (300 Series), 342 (300 Series), 350 (300 Series), 352 (300 Series), 355 (300 Series), 360 (300 Series), 362 (300 Series), 365 (300 Series), 372 (300 Series), 375 (300 Series), 375E BRAZILIAN, 382 (300 Series), 390 (300 Series), 390E BRAZILIAN, 390T, 393 (300 Italian Series), 396 (300 Series), 398 (300 Series), 399 (300 Series), 40B (Industrial Tractors), 40E (Industrial Tractors), 50 (Industrial Tractors), 50C (Industrial Tractors), 50D (Industrial Tractors), 50E (Industrial Tractors), 50EX (Industrial Tractors), 550 (500 Series), 565 (500 Series), 575 (500 Series), 590 (500 Series), 670 (600 Series), 675 (600 Series), 690 (600 Series), 698 (600 Series), 698T, 699 (600 Series), MF40
76	Massey Ferguson	EOHDL5082	VALVE CHAMBER BODY WITH VALVE ASSLY. MF-245 (4 HOLES) 25MM	1868435M3		1004 (600 Series), 1004T, 1085 (1000N.A. Series), 1200 (Articulated Series), 133 (100 Series), 135 (100 Series), 140 (100 Series), 148 (100 Series), 152 (100 Series), 165 (100 Series), 168 (100 Series), 175 (100 Series), 178 (100 Series), 185 (100 Series), 188 (100 Series), 20C (Industrial Tractors), 20D (Industrial Tractors), 20F (Industrial Tractors), 230 (200 Series), 230 US BUILT, 231 (200 Series), 235 (200 Series), 240 (200 Series), 245 (200 Series), 250 (200 Series), 253 (200 Series), 255 (200 Series), 261 (200 Series), 265 (200 Series), 270 (200 Series), 275 (200 Series), 285 (FR), 290 (200 Series), 290 US BUILT, 298 (200 Series), 30 (Industrial Tractors), 30B (Industrial Tractors), 30D (Industrial Tractors), 30E (Industrial Tractors), 31 (Industrial Tractors), 340 (300 Series), 342 (300 Series), 350 (300 Series), 352 (300 Series), 355 (300 Series), 360 (300 Series), 362 (300 Series), 365 (300 Series), 372 (300 Series), 375 (300 Series), 375E BRAZILIAN, 382 (300 Series), 390 (300 Series), 390E BRAZILIAN, 390T, 393 (300 Italian Series), 396 (300 Series), 398 (300 Series), 399 (300 Series), 40B (Industrial Tractors), 40E (Industrial Tractors), 50 (Industrial Tractors), 50C (Industrial Tractors), 50D (Industrial Tractors), 50E (Industrial Tractors), 50EX (Industrial Tractors), 550 (500 Series), 565 (500 Series), 575 (500 Series), 590 (500 Series), 670 (600 Series), 675 (600 Series), 690 (600 Series), 698 (600 Series), 698T, 699 (600 Series), MF40
77	Massey Ferguson	EOHDL5083	VALVE CHAMBER FULL KIT STD MF-245			35, 50, 202, 203, ...

S.No.	TRACTOR NAME	EO REF NO.	PRODUCT	OEM NO.	PHOTO	MODEL NO.
78	Massey Ferguson	EOHDL5084	SQUARE PISTON MF-135 STD (CASTING)	897492M1		133 (100 Series), 135 (100 Series), 135 GAS / PETROL, 135 US BUILT, 140 (100 Series), 145 (100 Series), 150 (100 Series), 155 (100 Series), 165 (100 Series), 165 US BUILT, 175 (100 Series), 175 US BUILT, 185 (100 Series), 188 (100 Series), 20 (Industrial Tractors), 20C (Industrial Tractors), 20D (Industrial Tractors), 20E (Industrial Tractors), 20F (Industrial Tractors), 230 (200 Series), 231 (200 Series), 235 (200 Series), 240 (200 Series), 245 (200 Series), 250 (200 Series), 255 (200 Series), 265 (200 Series), 275 (200 Series), 30 (Industrial Tractors), 30B (Industrial Tractors), 30D (Industrial Tractors), 30E (Industrial Tractors), 31 (Industrial Tractors), 40 (Industrial Tractors), 40B (Industrial Tractors), 40E (Industrial Tractors), 50 (Industrial Tractors), 50C (Industrial Tractors), 50E (Industrial Tractors), 50EX (Industrial Tractors), 550 (500 Series), 565 (500 Series), 575 (500 Series), 590 (500 Series), 675 (600 Series), 690 (600 Series), 698 (600 Series), 698T, 699 (600 Series),
79	Massey Ferguson	EOHDL5085	SQUARE PISTON MF-245 STD (CASTING)	1860038M1		133 (100 Series), 135 (100 Series), 135 GAS / PETROL, 135 US BUILT, 140 (100 Series), 145 (100 Series), 150 (100 Series), 155 (100 Series), 165 (100 Series), 165 US BUILT, 175 (100 Series), 175 US BUILT, 185 (100 Series), 188 (100 Series), 20 (Industrial Tractors), 20C (Industrial Tractors), 20D (Industrial Tractors), 20E (Industrial Tractors), 20F (Industrial Tractors), 230 (200 Series), 231 (200 Series), 235 (200 Series), 240 (200 Series), 245 (200 Series), 250 (200 Series), 255 (200 Series), 265 (200 Series), 275 (200 Series), 30 (Industrial Tractors), 30B (Industrial Tractors), 30D (Industrial Tractors), 30E (Industrial Tractors), 31 (Industrial Tractors), 40 (Industrial Tractors), 40B (Industrial Tractors), 40E (Industrial Tractors), 50 (Industrial Tractors), 50C (Industrial Tractors), 50E (Industrial Tractors), 50EX (Industrial Tractors), 550 (500 Series), 565 (500 Series), 575 (500 Series), 590 (500 Series), 675 (600 Series), 690 (600 Series), 698 (600 Series), 698T, 699 (600 Series),
80	Massey Ferguson	EOHDL5086	RAM CYLINDER PISTON STD MF-1035 (76 MM)	713288M91		35,65,765. 76MM.
81	Massey Ferguson	EOHDL5087	MINOR KIT MF-1035 (23 MM) (S.G. IRON)	1810858M1		MF 1035, MF-051
82	Massey Ferguson	EOHDL5088	HYD. PUMP MAJOR KIT WITH CAM BLOCK BUSH & "O" RING KIT MF-1035 MARK I	1810858M1		MF 1035, MF-051
83	Massey Ferguson	EOHDL5089	MINOR KIT MF-135 (25 MM) (S.G. IRON)	1810859M1		MF 135, MF-052
84	Massey Ferguson	EOHDL5090	HYD. PUMP MAJOR KIT WITH CAM BLOCK BUSH & "O" RING KIT MF-1035 MARK I	1810859M1		MF 135, MF-052
85	Massey Ferguson	EOHDL5091	MINOR KIT MF-245 (25 MM) (S.G. IRON)	1810860M93		133 (100 Series), 135 (100 Series), 135 GAS / PETROL, 135 US BUILT, 140 (100 Series), 145 (100 Series), 150 (100 Series), 155 (100 Series), 165 (100 Series), 165 US BUILT, 175 (100 Series), 175 US BUILT, 185 (100 Series), 188 (100 Series), 20 (Industrial Tractors), 20C (Industrial Tractors), 20D (Industrial Tractors), 20E (Industrial Tractors), 20F (Industrial Tractors), 230 (200 Series), 231 (200 Series), 235 (200 Series), 240 (200 Series), 245 (200 Series), 250 (200 Series), 255 (200 Series), 265 (200 Series), 275 (200 Series), 30 (Industrial Tractors), 30B (Industrial Tractors), 30D (Industrial Tractors), 30E (Industrial Tractors), 31 (Industrial Tractors), 40 (Industrial Tractors), 40B (Industrial Tractors), 40E (Industrial Tractors), 50 (Industrial Tractors), 50C (Industrial Tractors), 50E (Industrial Tractors), 50EX (Industrial Tractors), 550 (500 Series), 565 (500 Series), 575 (500 Series), 590 (500 Series), 675 (600 Series), 690 (600 Series), 698 (600 Series), 698T, 699 (600 Series),

S.No.	TRACTOR NAME	EO REF NO.	PRODUCT	OEM NO.	PHOTO	MODEL NO.
86	Massey Ferguson	EOHDL5092	HYD. PUMP MAJOR KIT WITH CAM BLOCK BUSH & "O" RING KIT MF-245 MARK III			MF 245, MF 240.
87	Massey Ferguson	EOHDL5096	HYD. PUMP OSCILLATOR BODY MF-135	897496M91		
88	Massey Ferguson	EOHDL5097	HYD. PUMP PLATE (SMALL) FRONT WITH BUSH & SCREW MF-1035	181996M1 / 182006M91		
89	Massey Ferguson	EOHDL5098	HYD. PUMP PLATE (BIG) REAR WITH BUSH & SCREW MF-1035	181995M3 / 182005M93		
90	Massey Ferguson	EOHDL5099	HYD. PUMP OSCILLATOR LINK MF-1035	180934M1		MF 1035
91	Massey Ferguson	EOHDL5100	HYD. PUMP CONTROL VALVE LEVER N/M. MF-1035	189370M91		MF 245
92	Massey Ferguson	EOHDL5101	HYD. PUMPCAM SHAFT (10 SPLINES) MF-1035	181994M1		1085 (1000 N.A. Series), 135 (100 Series), 135 US BUILT, 148 (100 Series), 150 (100 Series), 165 (100 Series), 168 (100 Series), 175 (100 Series), 175 US BUILT, 178 (100 Series), 178 US BUILT, 180 (100 Series), 185 (100 Series), 188 (100 Series), 20 (Industrial Tractors), 2135 (Industrial Tractors), 285 (FR), 285 US BUILT, 30 (Industrial Tractors), 31 (Industrial Tractors), 3165 (Industrial Tractors), 40 (Industrial Tractors), 50 (Industrial Tractors)

S.No.	TRACTOR NAME	EO REF NO.	PRODUCT	OEM NO.	PHOTO	MODEL NO.
93	Massey Ferguson	EOHDL5102	GEAR FORK MEDIUM (INVESTMENT CASTING) MF-245	1873532M1		1085 (1000N.A. Series), 133 (100 Series), 135 (100 Series), 135 GAS / PETROL, 135 US BUILT, 140 (100 Series), 145 (100 Series), 150 (100 Series), 155 (100 Series), 165 (100 Series), 165 US BUILT, 175 (100 Series), 175 US BUILT, 185 (100 Series), 188 (100 Series), 20 (Industrial Tractors), 20C (Industrial Tractors), 20D (Industrial Tractors), 20E (Industrial Tractors), 20F (Industrial Tractors), 230 (200 Series), 231 (200 Series), 235 BRAZILIAN, 240 (200 Series), 243 (200 Series), 245 (200 Series), 250 BRAZILIAN, 253 (200 Series), 255 (200 Series), 260 (200 Series), 261 (200 Series), 263 (200 Series), 265 BRAZILIAN, 265S (TR), 270 (200 Series), 275 BRAZILIAN, 282 (200 Series), 282 US BUILT, 283 BRAZILIAN, 285 (FR), 285S (TR), 285 US BUILT, 290 BRAZILIAN, 290 US BUILT, 292 BRAZILIAN, 295 BRAZILIAN, 296 BRAZILIAN, 298 (200 Series), 30 (Industrial Tractors), 30B (Industrial Tractors), 30D (Industrial Tractors), 30E (Industrial Tractors), 30H (Industrial Tractors), 31 (Industrial Tractors), 375E BRAZILIAN, 390E BRAZILIAN, 40B (Industrial Tractors), 40E (Industrial Tractors), 415 BRAZILIAN, 425 BRAZILIAN, 435 BRAZILIAN, 440 BRAZILIAN, 50 (Industrial Tractors), 50A (Industrial Tractors), 50B (Industrial Tractors), 50C (Industrial Tractors), 50D (Industrial Tractors), 50E (Industrial Tractors), 50F (Industrial Tractors), 50H (Industrial Tractors), 550 (500 Series), 560 (500 Series), 565 (500 Series), 575 (500 Series), 590 (500 Series), 595 (500 Series), 60H (Industrial Tractors)
94	Massey Ferguson	EOHDL5103	HYD. PUMP CAM SHAFT (21 SPLINES) MF-DI	1868544M92		135 (100 Series), 135 US BUILT, 135 GAS / PETROL, 135 US BUILT, 140 (100 Series), 145 (100 Series), 150 (100 Series), 155 (100 Series), 165 (100 Series), 165 US BUILT, 175 (100 Series), 175 US BUILT, 185 (100 Series), 188 (100 Series), 20 (Industrial Tractors), 20C (Industrial Tractors), 20D (Industrial Tractors), 20E (Industrial Tractors), 20F (Industrial Tractors), 230 (200 Series), 231 (200 Series), 235 (200 Series), 240 (200 Series), 245 (200 Series), 250 (200 Series), 255 (200 Series), 265 (200 Series), 275 (200 Series), 30 (Industrial Tractors), 30B (Industrial Tractors), 30D (Industrial Tractors), 30E (Industrial Tractors), 31 (Industrial Tractors), 40 (Industrial Tractors), 40B (Industrial Tractors), 40E (Industrial Tractors), 50 (Industrial Tractors), 50C (Industrial Tractors), 50E (Industrial Tractors), 50EX (Industrial Tractors), 550 (500 Series), 565 (500 Series), 575 (500 Series), 590 (500 Series), 675 (600 Series), 690 (600 Series), 698 (600 Series), 698T, 699 (600 Series),
95	Massey Ferguson	EOHDL5104	HYD. PUMPCAM SHAFT (10 SPLINES) MF-135	899154M91		1085 (1000 N.A. Series), 135 (100 Series), 135 US BUILT, 148 (100 Series), 150 (100 Series), 165 (100 Series), 168 (100 Series), 175 (100 Series), 175 US BUILT, 178 (100 Series), 178 US BUILT, 180 (100 Series), 185 (100 Series), 188 (100 Series), 20 (Industrial Tractors), 2135 (Industrial Tractors), 285 (FR), 285 US BUILT, 30 (Industrial Tractors), 31 (Industrial Tractors), 3165 (Industrial Tractors), 40 (Industrial Tractors), 50 (Industrial Tractors)
96	Massey Ferguson	EOHDL5105	HYD. PUMP CAM SHAFT (21 SPLINES) MF-245 (2 GROOVE)	1868544M02		MF 245
97	Massey Ferguson	EOHDL5106	CONTROL VALVE ASSLY. MARK II (219 MM) WITH "O" RING MF-135	1862486M96		133 (100 Series), 135 (100 Series), 135 US BUILT, 135 GAS / PETROL, 135 US BUILT, 140 (100 Series), 145 (100 Series), 150 (100 Series), 155 (100 Series), 165 (100 Series), 165 US BUILT, 175 (100 Series), 175 US BUILT, 185 (100 Series), 188 (100 Series), 20C (Industrial Tractors), 50 (Industrial Tractors)
98	Massey Ferguson	EOHDL5107	CONTROL VALVE MF-1035 NEW DESIGN (WITH "O" RING)	189427M91		MF-1035
99	Massey Ferguson	EOHDL5108	CONTROL VALVE ASSLY. MF-240 (190 MM) (SHORT LENGTH) (WITH "O" RING & ROLLER & PIN	3611085M91		20F (Industrial Tractors), 230 (200 Series), 240 (200 Series), 250 BRAZILIAN, 250X BRAZILIAN, 253 (200 Series), 265 BRAZILIAN, 265S (TR), 275 BRAZILIAN, 283 (200 Series), 285S (TR), 290 BRAZILIAN, 292 BRAZILIAN, 297 BRAZILIAN, 298 BRAZILIAN, 299 BRAZILIAN, 340 (300 Series), 342 (300 Series), 350 (300 Series), 352 (300 Series), 355 (300 Series), 360 (300 Series), 362 (300 Series), 365 (300 Series), 372 (300 Series), 375 (300 Series), 375E BRAZILIAN, 382 (300 Series), 383 (300 Italian Series), 390 (300 Series), 390E BRAZILIAN, 390T, 393 (300 Italian Series), 396 (300 Series), 398 (300 Series), 399 (300 Series), 410 UZEL, 415 BRAZILIAN, 420 UZEL, 4215 (4200/4300 Series), 4220 (4200/4300 Series), 4225 (4200/4300 Series), 4235 (4200/4300 Series), 4245 (4200/4300 Series), 425 BRAZILIAN, 4255 (4200/4300 Series), 4260 (4200/4300 Series), 4265 (4200/4300 Series), 4270 (4200/4300 Series), 435 BRAZILIAN, 440 BRAZILIAN, 445 BRAZILIAN, 460 BRAZILIAN, 465 BRAZILIAN, 475 BRAZILIAN, 481 BRAZILIAN, 492 BRAZILIAN









S.No.	TRACTOR NAME	EO REF NO.	PRODUCT	OEM NO.	PHOTO	MODEL NO.
100	Massey Ferguson	EOHDL5109	CONTROL VALVE ASSLY. MF-245 (219 MM) (BLACK COLLER)	1660209M91		135, 150, 165, 175, 180, 230, 235, 245, 255, 265, 275, industrials 20, 20c, 30, 31, and 40.
101	Massey Ferguson	EOHDL5110	HYD. PUMP ASSLY. MF-1035 (10 SPLINE)	184472M94		
102	Massey Ferguson	EOHDL5111	HYD. PUMP ASSLY. MF-DI (21 SPLINE)	713916M92		
103	Massey Ferguson	EOHDL5112	HYD. PUMP PLATE BUSH (BI METAL)	1664491M1 / 1865012M1		1004 (600 Series), 1004T, 1085 (1000.N.A.Series), 1200 (Articulated Series), 1250 (Articulated Series), 133 (100 Series), 135 (100 Series), 135 GAS / 135 PETROL, 140 (100 Series), 148 (100 Series), 152 (100 Series), 158 (100 Series), 168 (100 Series), 230 (200 Series), 231 (200 Series), 290 (200 Series), 298 (200 Series), 340 (300 Series), 342 (300 Series), 350 (300 Series), 352 (300 Series), 355 (300 Series), 360 (300 Series), 362 (300 Series), 365 (300 Series), 372 (300 Series), 375 (300 Series), 382 (300 Series), 390 (300 Series), 390E BRAZILIAN, 390T, 396 (300 Series), 398 (300 Series), 399 (300 Series), 410 UZEL, 415 BRAZILIAN, 420 UZEL, 4215 (4200/4300 Series), 4220 (4200/4300 Series), 4225 (4200/4300 Series), 4235 (4200/4300 Series), 4245 (4200/4300 Series), 425 BRAZILIAN, 4255 (4200/4300 Series), 4260 (4200/4300 Series), 4265 (4200/4300 Series), 4270 (4200/4300 Series), 4315 (4200/4300 Series), 4325 (4200/4300 Series), 4335 (4200/4300 Series), 4345 (4200/4300 Series), 435 BRAZILIAN, 4355 (4200/4300 Series), 440 BRAZILIAN, 445 BRAZILIAN, 460 BRAZILIAN, 465 BRAZILIAN, 475 BRAZILIAN, 481 BRAZILIAN, 492 BRAZILIAN, 550 (500 Series), 560 (500 Series), 565 (500 Series), 575 (500 Series), 590 (500 Series), 650 BRAZILIAN, 660 BRAZILIAN, 675 (600 Series), 680 BRAZILIAN, 690 (600 Series), 698 (600 Series), 698T
104	Massey Ferguson	EOHDL5113	SQUARE PISTON RING (23 MM) MF-1035 STD (SET OF 4 PCS)	190848M1 / 892604M1		133 (100 Series), 135 (100 Series), 135 US BUILT, 135 GAS / PETROL, 135 US BUILT, 140 (100 Series), 145 (100 Series), 150 (100 Series), 155 (100 Series), 165 (100 Series), 165 US BUILT, 175 (100 Series), 175 US BUILT, 202 (Industrial Tractors), 204 (Industrial Tractors), 2135 (Industrial Series), 35 (Pre 100 Series(1947-65)), 35 GAS / 35 PETROL, 35 US BUILT, 35X (Pree 100 Series(1947-65)), 50 (Industrial Tractors), 65 (Pree 100 Series(1947-65)), 65 US BUILT, 765 (Pre 100 Series(1947-65)), TO35 (TE20 Series)
105	Massey Ferguson	EOHDL5114	CONTROL VALVE PIN ROUND HEAD	189364M91		MF 1035, 1035 di, mf 35, 65, 765
106	Massey Ferguson	EOHDL5115	HYD. PUMP OSCILLATOR LINK SCREW	195568M1		MF 1035
107	Massey Ferguson	EOHDL5116	HYD. PUMP OSCILLATOR LINK PIN MF-1035	354187X1		MF 1035



# HYDRAULIC PARTS







S.No.	TRACTOR NAME	EO REF NO.	PRODUCT	OEM NO.	PHOTO	MODEL NO.
108	Massey Ferguson	EOHDL5117	HYD. PUMP DRIVE RETAINER DISC MF-1035	180942M2		
109	Massey Ferguson	EOHDL5118	HYD. PUMP CAM FLOWER MF-1035	180933M1		1080 (1000N.A. Series), 1085 (1000 N.A. Series), 1200 (Articulated Series), 133 (100 Series), 135 (100 Series), 140 (100 Series), 148 (100 Series), 152 (100 Series), 165 (100 Series), 168 (100 Series), 175 (100 Series), 178 (100 Series), 185 (100 Series), 188 (100 Series), 20C (Industrial Tractors), 20D (Industrial Tractors), 20F (Industrial Tractors), 230 (200 Series), 230 US BUILT, 231 (200 Series), 235 (200 Series), 240 (200 Series), 245 (200 Series), 250 (200 Series), 253 (200 Series), 255 (200 Series), 261 (200 Series), 265 (200 Series), 270 (200 Series), 275 (200 Series), 285 (FR), 290 (200 Series), 290 US BUILT, 298 (200 Series), 30 (Industrial Tractors), 30B (Industrial Tractors), 30D (Industrial Tractors), 30E (Industrial Tractors), 31 (Industrial Tractors), 340 (300 Series), 342 (300 Series), 350 (300 Series), 352 (300 Series), 355 (300 Series), 360 (300 Series), 362 (300 Series), 365 (300 Series), 372 (300 Series), 375 (300 Series), 375E BRAZILIAN, 382 (300 Series), 390 (300 Series), 390E BRAZILIAN, 390T, 393 (300 Italian Series), 396 (300 Series), 398 (300 Series), 399 (300 Series), 40B (Industrial Tractors), 40E (Industrial Tractors), 50 (Industrial Tractors), 50C (Industrial Tractors), 50D (Industrial Tractors), 50E (Industrial Tractors), 50EX (Industrial Tractors), 550 (500 Series), 565 (500 Series), 575 (500 Series), 590 (500 Series), 670 (600 Series), 675 (600 Series), 690 (600 Series), 698 (600 Series), 698T, 699 (600 Series) 765 (Pre 100 Series(1947-65)), TO35(TE29 Series)
110	Massey Ferguson	EOHDL5119	PINION - FLANGE (FOR 903249 BEARING)	184046M1		MF 35
111	Massey Ferguson	EOHDL5120	HYD. PUMP PLATE (BIG READ) WITH BUSH MF6245	1665609M92		MF 285
112	Massey Ferguson	EOHDL5121	HYD. LIFT PLUNGER MF-1035	182580M1		202 (Industrial Tractors), 204 (Industrial Tractors), 35 (Pre 100 Series(1947-1965)), 35 GAS / 35 PETROL, 35 US BUILT, 35X (Pre 100 Series(1947-1965)), 40 (Industrial Tractors), 50 (Industrial Tractors), 65 (Pre 100 Series(1947-1965)), 65 US BUILT, 765 (Pre 100 Series(1947-1965)), TO35 (TE20 Series)
113	Massey Ferguson	EOHDL5122	HYD. LIFT CLEVIS (FORGING) MF- 1035	180972M2		133 (100 Series), 135 (100 Series), 135 US BUILT, 140 (100 Series), 148 (100 Series), 150 (100 Series), 152 (100 Series), 165 (100 Series), 165 US BUILT, 175 (100 Series), 175 US BUILT, 178 (100 Series), 178 US BUILT, 180 (100 Series), 20 (Industrial Tractors), 202 (Industrial Tractors), 204 (Industrial Tractors), 20C (Industrial Tractors), 20D (Industrial Tractors), 2135 (Industrial Tractors), 230 (200 Series), 230 US BUILT, 235 (200 Series), 240 (200 Series), 245 (200 Series), 30 (Industrial Tractors), 31 (Industrial Tractors), 3165 (Industrial Tractors), 340 (300 Series), 35 (Pre 100 Series(1947-1965)), 35 GAS / 35 PETROL, 35 US BUILT, 35X (Pre 100 Series(1947-1965)), 40 (Industrial Tractors), 50 (Industrial Tractors), 65 (Pre 100 Series(1947-1965)), 65 US BUILT, 765 (Pre 100 Series(1947-1965)), TO35 (TE20 Series)
114	Massey Ferguson	EOHDL5123	HYD. LIFT CLEVIS WITH PLUNGER (FORGING) MF-1035	180972M2 / 182580M1		133 (100 Series), 135 (100 Series), 135 US BUILT, 140 (100 Series), 148 (100 Series), 150 (100 Series), 152 (100 Series), 165 (100 Series), 165 US BUILT, 175 (100 Series), 175 US BUILT, 178 (100 Series), 178 US BUILT, 180 (100 Series), 20 (Industrial Tractors), 202 (Industrial Tractors), 204 (Industrial Tractors), 20C (Industrial Tractors), 20D (Industrial Tractors), 2135 (Industrial Tractors), 230 (200 Series), 230 US BUILT, 235 (200 Series), 240 (200 Series), 245 (200 Series), 30 (Industrial Tractors), 31 (Industrial Tractors), 3165 (Industrial Tractors), 340 (300 Series), 35 (Pre 100 Series(1947-1965)), 35 GAS / 35 PETROL, 35 US BUILT, 35X (Pre 100 Series(1947-1965)), 40 (Industrial Tractors), 50 (Industrial Tractors), 65 (Pre 100 Series(1947-1965)), 65 US BUILT, 765 (Pre 100 Series(1947-1965)), TO35 (TE20 Series)







S.No.	TRACTOR NAME	EO REF NO.	PRODUCT	OEM NO.	PHOTO	MODEL NO.
115	Massey Ferguson	EOHDL5124	HYD. LIFT PLUNGER CUP STEEL MF-1035	182581M1		1080 (1000N.A. Series), 1085 (1000 N.A. Series), 1200 (Articulated Series), 133 (100 Series), 135 (100 Series), 140 (100 Series), 148 (100 Series), 152 (100 Series), 165 (100 Series), 168 (100 Series), 175 (100 Series), 178 (100 Series), 185 (100 Series), 188 (100 Series), 20C (Industrial Tractors), 20D (Industrial Tractors), 20F (Industrial Tractors), 230 (200 Series), 230 US BUILT, 231 (200 Series), 235 (200 Series), 240 (200 Series), 245 (200 Series), 250 (200 Series), 253 (200 Series), 255 (200 Series), 261 (200 Series), 265 (200 Series), 270 (200 Series), 275 (200 Series), 285 (FR), 290 (200 Series), 290 US BUILT, 298 (200 Series), 30 (Industrial Tractors), 30B (Industrial Tractors), 30D (Industrial Tractors), 30E (Industrial Tractors), 31 (Industrial Tractors), 340 (300 Series), 342 (300 Series), 350 (300 Series), 352 (300 Series), 355 (300 Series), 360 (300 Series), 362 (300 Series), 365 (300 Series), 372 (300 Series), 375 (300 Series), 375E BRAZILIAN, 382 (300 Series), 390 (300 Series), 390E BRAZILIAN, 390T, 393 (300 Italian Series), 396 (300 Series), 398 (300 Series), 399 (300 Series), 40B (Industrial Tractors), 40E (Industrial Tractors), 50 (Industrial Tractors), 50C (Industrial Tractors), 50D (Industrial Tractors), 50E (Industrial Tractors), 50EX (Industrial Tractors), 550 (500 Series), 565 (500 Series), 575 (500 Series), 590 (500 Series), 670 (600 Series), 675 (600 Series), 690 (600 Series), 698 (600 Series), 698T, 699 (600 Series) 765 (Pre 100 Series(1947-65)), TO35(TE29 Series)
116	Massey Ferguson	EOHDL5125	HYD. PUMP CONTROL VALVE LEVER GUIDE BRACKET	189368M01		
117	Massey Ferguson	EOHDL5126	HYD. PUMP FILTER HOUSING (ALUMINIUM) MF-1035	189373M02		
118	Massey Ferguson	EOHDL5127	HYD. PUMP FILTER COVER STEEL N/M. MF-1035	189367M02		
119	Massey Ferguson	EOHDL5128	HYD. PUMP BODY OSCILLATOR LOCK EXTERNAL	195946M1		
120	Massey Ferguson	EOHDL5129	HYD. PUMP BODY OSCILLATOR LOCK INTERNAL	195576M1		
121	Massey Ferguson	EOHDL5130	HYD. LIFT HEAD LINK YOKE (JHoola)	180973M2		

S.No.	TRACTOR NAME	EO REF NO.	PRODUCT	OEM NO.	PHOTO	MODEL NO.
122	Massey Ferguson	EOHDL5131	OIL ASSLY. BUSH SET (SET OF 2 PCS.) (BRASS)	00050012/13		
123	Massey Ferguson	EOHDL5132	HYD. LIFT PUMP DOWEL (PIN PUMP SUPPORT)	180905M01		
124	Massey Ferguson	EOHDL5133	GEAR BALL RETAINER PLATE MF-245	1860761M01		
125	Massey Ferguson	EOHDL5134	HYD. LIFT PUMP ASSLY. MF-245 (21 SPLINES) MARK III	1662693M93		
126	Massey Ferguson	EOHDL5135	HYD. PUMP BALANCING TUBE MF-245	1686740M01		
127	Massey Ferguson	EOHDL5136	HYD. LIFT CONTROL CHECK NUT MF.	180979M02		
128	Massey Ferguson	EOHDL5137	HYD. PUMP CONTROL VALVE LEVER STUD WITH NUT	826760M01 / 182007M01		K2DE06
129	Massey Ferguson	EOHDL5138	HYD. PUMP CONTROL VALVE SPRING MF -1035	180940M01		1035, MF-066
130	Massey Ferguson	EOHDL5139	HYD. PUMP FILTER (STRAINER) MF-1035	185551M92		MF 35
131	Massey Ferguson	EOHDL5140	HYD. PUMP FILTER BODY (CAP&BOWL) MF-1035	185839M91 / 185555M01		1080 (1000N.A. Series), 135 (100 Series), 135 US BUILT, 145 (100 Series), 148 (100 Series), 150 (100 Series), 165 (100 Series), 165 US BUILT, 168 (100 Series), 175 (100 Series), 175 US BUILT, 178 (100 Series), 180 (100 Series), 185 (100 Series), 188 (100 Series), 20 (Industrial Tractors), 2135 (Industrial Tractors), 245 (200 Series), 30 (Industrial Tractors), 31 (Industrial Tractors), 3165 (Industrial Tractors), 35 (Pre 100 Series(1947-65)), 35 GAS / 35 PETROL, 35 US BUILT, 35X (Pre 100 Series(1947-65)), 40 (Industrial Tractors), 50 (Industrial Tractors), 65 (Pre 100 Series(1947-65)), 65 US BUILT, FE35 (Pre 100 Series(1947-65))

S.No.	TRACTOR NAME	EO REF NO.	PRODUCT	OEM NO.	PHOTO	MODEL NO.
132	Massey Ferguson	EOHDL5141	HYD. LIFT LINK SHAFT MF.	180997M1		133 - 135 - 135E - 140 - 148 - 152 - 158 - 165 - 175 - 178 - 185 - 188 - 230 - 240 - 250 - 253 - 265 - 275 - 285 - 290 - 298 - 340 - 342 - 350 - 352
133	Massey Ferguson	EOHDL5142	REAR DRIVE COUPLING MF-1035	880069M02 / 183088M1		133 (100 Series), 135 (100 Series), 135 GAS / 135 PETROL, 140 (140 Series), 148 (100 Series), 35 (Pre 100 Series(1947-65)), 35 GAS / 35 PETROL, 35X (Pre 100 Series(1947-65)), 65 (Pre 100 Series(1947-65))
134	Massey Ferguson	EOHDL5143	REAR DRIVE COUPLING (SHORT TYPE),	1871924M1		133 (100 Series), 135 (100 Series), 135 GAS / 135 PETROL, 140 (140 Series), 148 (100 Series), 20 (Industrial Tractors), 20C (Industrial Tractors), 20D (Industrial Tractors), 230 (200 Series), 231 (200 Series), 235 (200 Series), 240 (200 Series), 245 (200 Series), 350 (200 Series), 340 (300 Series), 350 (300 Series), 355 (300 Series), 360 (300 Series), 362 (300 Series), 365 (300 Series), 550 (500 Series), 65 (Pre 100 Series(1947-65))
135	Massey Ferguson	EOHDL5144	HYD. LIFT PLUNGER CUP STEEL MF-245	886351M01		35 - 65 - 133 - 135 - 135V - 140 - 145 - 145S - 145V - 148 - 152 - 152F - 152S - 152V - 155 - 158 - 158F - 158S - 158V - 165 - 168 - 168F - 168S
136	Massey Ferguson	EOHDL5145	HYD. LIFT PLUNGER MF-245	886348M02		MF 136, MF 245
137	Massey Ferguson	EOHDL5146	HYD. LIFT PUMP DOWEL (PIN PUMP SUPPORT) MF-245	898643M01		MF 245
138	Massey Ferguson	EOHDL5147	RAM CYLINDER PISTON MF-245L/M (SINGLE GROOVE) 979MM)STD	1665737M91		133 (100 Series), 135 (100 Series), 135 GAS / 135 PETROL, 140 (140 Series), 148 (100 Series), 20 (Industrial Tractors), 20C (Industrial Tractors), 20D (Industrial Tractors), 230 (200 Series), 231 (200 Series), 235 (200 Series), 240 (200 Series), 245 (200 Series), 250 (100 Series), 265 (100 Series), 282 (100 Series), 282 US BUILT, 30E (Industrial Tractors), 40E (Industrial Tractors), 550 (500 Series)
139	Massey Ferguson	EOHDL5148	RAM CYLINDER PISTON MF-245L/M (SINGLE GROOVE) 979MM)STD	1665737M91		133 (100 Series), 135 (100 Series), 135 GAS / 135 PETROL, 140 (140 Series), 148 (100 Series), 20 (Industrial Tractors), 20C (Industrial Tractors), 20D (Industrial Tractors), 230 (200 Series), 231 (200 Series), 235 (200 Series), 240 (200 Series), 245 (200 Series), 250 (100 Series), 265 (100 Series), 282 (100 Series), 282 US BUILT, 30E (Industrial Tractors), 40E (Industrial Tractors), 550 (500 Series)

S.No.	TRACTOR NAME	EO REF NO.	PRODUCT	OEM NO.	PHOTO	MODEL NO.
140	Massey Ferguson	EOHDL5149	SQUARE PISTON RING (25MM) MF-245 / 135 (SET OF 4 PCS.)	897493M01		133 (100 Series), 135KMIII, 135V, 135 (100 Series), 140 (100 Series), 145V, 145S, 145MKIII, 148 (100 Series), 152 (100 Series), 152MKIII, 152F, 152S, 152V, 155 (100 Series), 158 (100 Series), 158MKIII, 158F, 158V, 158S, 165 (100 Series), 165MKIII, 168, 168MKIII, 168F, 168S, 175 (100 Series), 175S, 178 (100 Series), 178FR, 185 (100 Series), 188 (100 Series), 1080 (1000 Series), 1085 (1000 Series), 1002 (1000 Series), 1004 (1000 Series), 1104 (1000 Series), 1200 (1200 Series), 1204 (1200 Series), 1250 (1200 Series), 230 (200 Series), 230S, 231 (200 Series), 231S, 235 (200 Series), 240 (200 Series), 240S, 240S, 241S, 240 (200 Series), 240Xtra, 243 (200 Series), 245 (200 Series), 250 (200 Series), 251 (200 Series), 253 (200 Series), 255 (200 Series), 260 (200 Series), 260 Xtra, 263 (200 Series), 261 (200 Series), 265S, 265 (200 Series), 268 (200 Series), 2368Xtra, 271 (200 Series), 281 (200 Series), 285S, 285 (200 Series), 290 (200 Series), 298FR, 298 (200 Series), 2605 (2600 Series), 2615 (2600 Series), 2615GE, 2620 (2600 Series), 2625 (2600 Series), 2630 (2600 Series), 2635 (2600 Series), 2665 (2600 Series), 2670 (2600 Series), 2680 (2600 Series), 340 (300 Series), 342 (300 Series), 350 (300 Series), 355 (300 Series), 360 (300 Series), 362N, 362 (300 Series), 365 (300 Series), 362N, 365 (300 Series), 372N, 375E, 375 (300 Series), 375CKD, 382N, 390E, 390T, 390 (300 Series), 396 (300 Series), 398 (300 Series), 398CKD, 399 (300 Series), 399CKD, 410 (400 Series), 420 (400 Series), 415 (400 Series), 425 (400 Series), 425Xtra, 430 (400 Series), 435 (400 Series), 440 (400 Series), 440Xtra, 445 (400 Series), 460 (400 Series), 460Xtra, 465 (400 Series), 465BR, 470Xtra, 475BR, 475 (400 Series), 480Xtra, 481BR, 492BR, 4215 (4200 Series), 4220 (4200 Series), 4225 (4200 Series), 4235 (4200 Series), 4240 (4200 Series), 4245 (4200 Series), 4255 (4200 Series), 4260 (4200 Series), 4265 (4200 Series), 4270 (4200 Series), 4292 (4200 Series), 4355 (4300 Series), 550 (500 Series), 560 (500 Series), 565 (500 Series), 575 (500 Series), 575FR, 590 (500 Series), 590 FR, 592 (500 Series), 595MKIII, 5285 (5200 Series), 5290 (5200 Series), 5335 (5300 Series), 5340 (5300 Series), 5355 (5300 Series), 5360 (5300 Series), 650 (600 Series), 660 (600 Series), 675 (600 Series), 675FR, 680 (600 Series), 690 (600 Series), 690FR, 698T, 698FR, 699
141	Massey Ferguson	EOHDL5150	HYD. PUMP CONTROL VALVE SQUARE GUIDE MF-135	1862486M96		
142	Massey Ferguson	EOHDL5151	HYD. LIFT ARM SHAFT BUSH (SINTERED) MF. (SET OF 4)	181018M01		
143	Massey Ferguson	EOHDL5152	HYD. PUMP PLATE (SMALL) FRONT WITH BUSH & SCREW MF-135	897487M91		MF 135, MF 165, MF 175, MF 178
144	Massey Ferguson	EOHDL5153	HYD. PUMP PLATE (BIG) REAR WITH BUSH & SCREW MF-135	897488M91		MF 135, MF 165, MF 175, MF 178
145	Massey Ferguson	EOHDL5154	HYD. PUMP ASSLY. MF-135 MARK II (10 SPLINE)	899205M1		MF 135
146	Massey Ferguson	EOHDL5155	HYD. LIFT ARM SHAFT BUSH (SINTERED) MF-245	1870934M01		MF-245

S.No.	TRACTOR NAME	EO REF NO.	PRODUCT	OEM NO.	PHOTO	MODEL NO.
147	Massey Ferguson	EOHDL5156	HYD. PUMP FILTER HOUSING (ALUMINIUM) MF-245	1870072M02		MF 245
148	Massey Ferguson	EOHDL5157	HYD. LIFT RAM CYLINDER PISTON (85.50 MM) (3 GROOVE)	1665738M91 / 897595M91		1200 (Articulated Series), 1250 (Articulated Series), 158 (100 Series), 168 (100 Series), 175 (100 Series), 178 (100 Series), 185 (100 Series), 188 (100 Series), 20C (Industrial Tractors), 245 (200 Series), 261 (200 Series), 265 (200 Series), 270 (200 Series), 275 (200 Series), 283 (200 Series), 285 (FR), 290 (200 Series), 290 US BUILT, 298 (200 Series), 30B (Industrial Tractors), 30D (Industrial Tractors), 375E BRAZILIAN, 390E BRAZILIAN, 40B (Industrial Tractors), 40E (Industrial Tractors), 50C (Industrial Tractors), 50D (Industrial Tractors), 50E (Industrial Tractors), 50EX (Industrial Tractors), 565 (500 Series), 575 (500 Series), 590 (500 Series), 670 (600 Series), 675 (600 Series), 690 (600 Series), 698 (600 Series), 698T, 699 (600 Series)
149	Massey Ferguson	EOHDL5158	HYD. LIFT RAM CYLINDER PISTON (85.50 MM) (1GROOVE)	1665738M91 / 897595M91		1200 (Articulated Series), 1250 (Articulated Series), 158 (100 Series), 168 (100 Series), 175 (100 Series), 178 (100 Series), 185 (100 Series), 188 (100 Series), 20C (Industrial Tractors), 245 (200 Series), 261 (200 Series), 265 (200 Series), 270 (200 Series), 275 (200 Series), 283 (200 Series), 285 (FR), 290 (200 Series), 290 US BUILT, 298 (200 Series), 30B (Industrial Tractors), 30D (Industrial Tractors), 375E BRAZILIAN, 390E BRAZILIAN, 40B (Industrial Tractors), 40E (Industrial Tractors), 50C (Industrial Tractors), 50D (Industrial Tractors), 50E (Industrial Tractors), 50EX (Industrial Tractors), 565 (500 Series), 575 (500 Series), 590 (500 Series), 670 (600 Series), 675 (600 Series), 690 (600 Series), 698 (600 Series), 698T, 699 (600 Series)
150	Massey Ferguson	EOHDL5159	HYD. LIFT RAM CYLINDER MF. (85.50 MM)	1671082M1 / 897594M2		1200 (Articulated Series), 1250 (Articulated Series), 158 (100 Series), 168 (100 Series), 175 (100 Series), 178 (100 Series), 185 (100 Series), 188 (100 Series), 20C (Industrial Tractors), 245 (200 Series), 261 (200 Series), 265 (200 Series), 270 (200 Series), 275 (200 Series), 283 (200 Series), 285 (FR), 290 (200 Series), 290 US BUILT, 298 (200 Series), 30B (Industrial Tractors), 30D (Industrial Tractors), 375E BRAZILIAN, 390E BRAZILIAN, 40B (Industrial Tractors), 40E (Industrial Tractors), 50C (Industrial Tractors), 50D (Industrial Tractors), 50E (Industrial Tractors), 50EX (Industrial Tractors), 565 (500 Series), 575 (500 Series), 590 (500 Series), 670 (600 Series), 675 (600 Series), 690 (600 Series), 698 (600 Series), 698T, 699 (600 Series)
151	Massey Ferguson	EOHDL5160	HYD.PUMP CAM SHAFT (21 SPLINES) LONG END MF-399	3613194M1		MF 399
152	Massey Ferguson	EOHDL5161	HYD. PUMP CAM SHAFT (21 LONG SPLINES) MF-285 (3 GROOVES TYPE)	1871781M92		MF 285
153	Massey Ferguson	EOHDL5162	HYD. PUMP CAM SHAFT (10 SPLINES) DOUBLE BEARING	899915M92		1085 (1000 N.A. Series), 135 (100 Series), 135 US BUILT, 148 (100 Series), 150 (100 Series), 165 (100 Series), 165 US BUILT, 168 (100 Series), 175 (100 Series), 175 US BUILT, 178 (100 Series), 178 US BUILT, 180 (100 Series), 185 (100 Series), 188 (100 Series), 20 (Industrial Tractors), 2135 (Industrial Tractors), 285 (FR), 285 US
154	Massey Ferguson	EOHDL5163	HYD. LIFT TOP LINK BUSH (SET OF 2)	180974M01		35 - 65 - 133 - 135 - 135V - 140 - 145 - 145S - 145V - 155 - 165 - 230 - 235 - 240 - 245 - 340 - 765







S.No.	TRACTOR NAME	EO REF NO.	PRODUCT	OEM NO.	PHOTO	MODEL NO.
155	Massey Ferguson	EOHDL5164	HYD. PUMP PLATE (BIG) REAR WITH BUSH & SCREW MF-285 (SMALL HOLE)	1665610M1		MF 285
156	Massey Ferguson	EOHDL5165	CLUTCH HUB N/M. MF. DI	714349M01.		Mf178
157	Massey Ferguson	EOHDL5166	CLUTH HUB MF-245	886727M01		1004 (600 Series), 1004T, 133 (100 Series), 135 (100 Series), 135 GAS/ 135 PETROL, 140 (100 Series), 145 (100 Series), 148 (100 Series), 152 (100 Series), 155 (100 Series), 158 (100 Series), 165 (100 Series), 168 (100 Series), 175 (100 Series), 178 (100 Series), 185 (100 Series), 188 (100 Series), 20D (Industrial Tractors), 20F (Industrial Tractors), 230 (200 Series), 231 (200 Series), 235 BRAZILIAN, 240 (200 Series), 243 (200 Series), 245 (200 Series), 250 (200 Series), 250 BRAZILIAN, 250X BRAZILIAN, 253 (200 Series), 255 (200 Series), 260 (200 Series), 261 (200 Series), 263 (200 Series), 265 (200 Series), 265 BRAZILIAN, 265 S (TR), 275 (200 Series), 275 BRAZILIAN, 285 (FR), 290 (200 Series), 290 BRAZILIAN, 292 BRAZILIAN, 297 BRAZILIAN, 298 (200 Series), 298 BRAZILIAN, 299 BRAZILIAN, 30B (Industrial Tractors), 30D (Industrial Tractors), 30E (Industrial Tractors), 30H (Industrial Tractors), 340 (300 Series), 342 (300 Series), 35 (Pre 100 Series(1947-1965)), 35 GAS / 35 PETROL, 350 (300 Series), 352 (300 Series), 355 (300 Series), 35X (Pre 100 Series(1947-1965)), 360 (300 Series), 362 (300 Series), 365 (300 Series), 372 (300 Series), 375 (300 Series), 375E BRAZILIAN, 382 (300 Series), 390 (300 Series), 390E BRAZILIAN, 390T, 396 (300 Series), 398 (300 Series), 399 (300 Series), 40B (Industrial Tractors), 40E (Industrial Tractors), 415 BRAZILIAN, 4215 (4200/4300 Series), 4220 (4200/4300 Series), 4225 (4200/4300 Series), 4235 (4200/4300 Series), 4245 (4200/4300 Series), 425 BRAZILIAN, 4255 (4200/4300 Series), 4260 (4200/4300 Series), 4265 (4200/4300 Series), 4265 (4200/4300 Series), 4270 (4200/4300 Series), 4275 BRAZILIAN, 4315 (4200/4300 Series), 4325 (4200/4300 Series), 4335 (4200/4300 Series), 4345 (4200/4300 Series), 435 BRAZILIAN, 4355 (4200/4300 Series), 4360 (4200/4300 Series), 4365 (4200/4300 Series), 4370 (4200/4300 Series), 440 BRAZILIAN, 445 BRAZILIAN, 460 BRAZILIAN, 465 BRAZILIAN, 475 BRAZILIAN, 50 (Industrial Tractors), 50A (Industrial Tractors), 50B (Industrial Tractors), 50C (Industrial Tractors), 50D (Industrial Tractors), 50E (Industrial Tractors), 50EX (Industrial Tractors), 50F (Industrial Tractors), 5340 BRAZILIAN, 5355 BRAZILIAN, 5360 BRAZILIAN, 5365 BRAZILIAN, 550 (500 Series), 560 (500 Series), 565 (500 Series), 575 (500 Series), 590 (500 Series), 592 (500 Series), 595 (500 Series), 65 (Pre 100 Series(1947-1965)), 675 (600 Series), 690 (600 Series), 698 (600 Series), 698T, 699 (600 Series), 765 (Pre 100 Series(1947-1965)), FE35 (Pre 100 Series(1947-1965))
158	Massey Ferguson	EOHDL5167	HYD. LIFT CLEVIS YOKE MF-285	1863389M1		133 (100 Series), 135 (100 Series), 135 US BUILT, 140 (100 Series), 148 (100 Series), 152 (100 Series), 158 (100 Series), 165 (100 Series), 165 US BUILT, 168 (100 Series), 175 (100 Series), 175 US BUILT, 178 (100 Series), 180 (100 Series), 185 (100 Series), 188 (100 Series), 20 (Industrial Tractors), 20C (Industrial Tractors), 20D (Industrial Tractors), 20E (Industrial Tractors), 20F (Industrial Tractors), 230 (200 Series), 230 US BUILT, 231 (200 Series), 235 (200 Series), 240 (200 Series), 250 (200 Series), 265 (200 Series), 275 (200 Series), 283 BRAZILIAN, 285 (FR), 290 (200 Series), 290 BRAZILIAN, 290 US BUILT, 298 (200 Series), 30 (Industrial Tractors), 30B (Industrial Tractors), 30D (Industrial Tractors), 30E (Industrial Tractors), 31 (Industrial Tractors), 340 (300 Series), 342 (300 Series), 350 (300 Series), 352 (300 Series), 355 (300 Series), 360 (300 Series), 362 (300 Series), 365 (300 Series), 372 (300 Series), 375 (300 Series), 375E BRAZILIAN, 382 (300 Series), 383 (300 Italian Series), 390 (300 Series), 390E BRAZILIAN, 390T, 393 (300 Italian Series), 396 (300 Series), 398 (300 Series), 399 (300 Series), 40 (Industrial Tractors), 40B (Industrial Tractors), 40E (Industrial Tractors), 50 (Industrial Tractors), 50C (Industrial Tractors), 50D (Industrial Tractors), 50E (Industrial Tractors), 50EX (Industrial Tractors), 550 (500 Series), 565 (500 Series), 575 (500 Series), 590 (500 Series), 670 (600 Series), 675 (600 Series), 690 (600 Series), 698 (600 Series), 698T, 699 (600 Series)










# HYDRAULIC PARTS



S.No.	TRACTOR NAME	EO REF NO.	PRODUCT	OEM NO.	PHOTO	MODEL NO.
159	Massey Ferguson	EOHDL5168	RAM CYLINDER PISTON (SINGLE GROOVE) STD MF-241	4246284M92		Mf145, MF241
160	Massey Ferguson	EOHDL5169	HYD. LIFT RAM CYLINDER MF (93MM) (GRADED CASTING)	1693913M1 / 3599859M1		340 - 342 - 350 - 352 - 355 - 360 - 362 - 365 - 372 - 375 - 382 - 390 - 390T - 398 - 398T - 399
161	Massey Ferguson	EOHDL5170	RAM CYLINDER (93 MM) S.G. IRON (GRAY COLOR)	1693913M1 / 3599859M1		340 - 342 - 350 - 352 - 355 - 360 - 362 - 365 - 372 - 375 - 382 - 390 - 390T - 398 - 398T - 399
162	Massey Ferguson	EOHDL5171	HYD. LIFT PUMP ASSLY. MF-240 (CURVE TYPE LEVER) (PRESSURE 2300-2800PS.I.)	3761330K91		Mf135, MF 240
163	Massey Ferguson	EOHDL5172	HYD. LIFT PUMP ASSLY. MF-285 (WITHOUT PRESSURE CONTROL UNIT)	1683301M92		1200 (Articulated Series), 133 (100 Series), 135 (100 Series), 140 (100 Series), 148 (100 Series), 152 (100 Series), 165 (100 Series), 168 (100 Series), 175 (100 Series), 178 (100 Series), 185 (100 Series), 188 (100 Series), 20C (Industrial Tractors), 20D (Industrial Tractors), 20F (Industrial Tractors), 230 (200 Series), 230 US BUILT, 231 (200 Series), 235 (200 Series), 240 (200 Series), 245 (200 Series), 250 (200 Series), 253 (200 Series), 255 (200 Series), 261 (200 Series), 265 (200 Series), 270 (200 Series), 275 (200 Series), 285 (FR), 290 (200 Series), 290 US BUILT, 298 (200 Series), 30 (Industrial Tractors), 30B (Industrial Tractors), 30D (Industrial Tractors), 30E (Industrial Tractors), 31 (Industrial Tractors), 340 (300 Series), 342 (300 Series), 350 (300 Series), 352 (300 Series), 355 (300 Series), 360 (300 Series), 362 (300 Series), 365 (300 Series), 372 (300 Series), 375 (300 Series), 375E BRAZILIAN, 382 (300 Series), 390 (300 Series), 390E BRAZILIAN, 390T, 393 (300 Italian Series), 396 (300 Series), 398 (300 Series), 399 (300 Series), 40B (Industrial Tractors), 40E (Industrial Tractors), 50 (Industrial Tractors), 50C (Industrial Tractors), 50D (Industrial Tractors), 50E (Industrial Tractors), 50EX (Industrial Tractors), 550 (500 Series), 565 (500 Series), 575 (500 Series), 590 (500 Series), 670 (600 Series), 675 (600 Series), 690 (600 Series), 698 (600 Series), 698T, 699 (600 Series)
164	Massey Ferguson	EOHDL5173	HYD. LIFT PUMP ASSLY. MF-285 (WITH PRESSURE CONTROL UNIT) (3 GROOVE)	1683301M92		1200 (Articulated Series), 133 (100 Series), 135 (100 Series), 140 (100 Series), 148 (100 Series), 152 (100 Series), 165 (100 Series), 168 (100 Series), 175 (100 Series), 178 (100 Series), 185 (100 Series), 188 (100 Series), 20C (Industrial Tractors), 20D (Industrial Tractors), 20F (Industrial Tractors), 230 (200 Series), 230 US BUILT, 231 (200 Series), 235 (200 Series), 240 (200 Series), 245 (200 Series), 250 (200 Series), 253 (200 Series), 255 (200 Series), 261 (200 Series), 265 (200 Series), 270 (200 Series), 275 (200 Series), 285 (FR), 290 (200 Series), 290 US BUILT, 298 (200 Series), 30 (Industrial Tractors), 30B (Industrial Tractors), 30D (Industrial Tractors), 30E (Industrial Tractors), 31 (Industrial Tractors), 340 (300 Series), 342 (300 Series), 350 (300 Series), 352 (300 Series), 355 (300 Series), 360 (300 Series), 362 (300 Series), 365 (300 Series), 372 (300 Series), 375 (300 Series), 375E BRAZILIAN, 382 (300 Series), 390 (300 Series), 390E BRAZILIAN, 390T, 393 (300 Italian Series), 396 (300 Series), 398 (300 Series), 399 (300 Series), 40B (Industrial Tractors), 40E (Industrial Tractors), 50 (Industrial Tractors), 50C (Industrial Tractors), 50D (Industrial Tractors), 50E (Industrial Tractors), 50EX (Industrial Tractors), 550 (500 Series), 565 (500 Series), 575 (500 Series), 590 (500 Series), 670 (600 Series), 675 (600 Series), 690 (600 Series), 698 (600 Series), 698T, 699 (600 Series)







S.No.	TRACTOR NAME	EO REF.NO.	PRODUCT	OEM NO.	PHOTO	MODEL NO.
165	Massey Ferguson	EOHDL5174	RELIEF VALVE ASSLY HEX BODY MF-399	3401834M91		5860 (60 Series), 6060 (60 Series), 6560 (60 Series), 6860 (60 Series), 6870 (60 Series), 6880 (60 Series), 7560 (60 Series), 7830 (30 Series), 7860 (60 Series), 7870 (70 Series), 7880 (80 Series), 8560 (60 Series), 8860 (60 Series), 8870 (70 Series), 8880 (80 Series)
166	Massey Ferguson	EOHDL5175	HYD. PUMP NON RETURN VALVE MF-245	1870811M01		MF - 245
167	Massey Ferguson	EOHDL5176	HYD. LIFT PUMP ASSLY. WITH PRESSURE CONTROL UNIT MF-245/240	1872449M96 / 1870995M92		MF - 245 / 240
168	Massey Ferguson	EOHDL5177	HYD. PUMP PRESSURE CONTROL UNIT ASSLY. MF	1680061M91		1085 (1000 N.A. Series), 1200 (Articulated Series), 133 (100 Series), 135 (100 Series), 140 (100 Series), 148 (100 Series), 152 (100 Series), 165 (100 Series), 168 (100 Series), 175 (100 Series), 178 (100 Series), 185 (100 Series), 188 (100 Series), 20C (Industrial Tractors), 20D (Industrial Tractors), 20F (Industrial Tractors), 230 (200 Series), 230 US BUILT, 231 (200 Series), 235 (200 Series), 240 (200 Series), 245 (200 Series), 250 (200 Series), 253 (200 Series), 255 (200 Series), 261 (200 Series), 265 (200 Series), 270 (200 Series), 275 (200 Series), 285 (FR), 290 (200 Series), 290 US BUILT, 298 (200 Series), 30 (Industrial Tractors), 30B (Industrial Tractors), 30D (Industrial Tractors), 30E (Industrial Tractors), 31 (Industrial Tractors), 340 (300 Series), 342 (300 Series), 350 (300 Series), 352 (300 Series), 355 (300 Series), 360 (300 Series), 362 (300 Series), 365 (300 Series), 372 (300 Series), 375 (300 Series), 375E BRAZILIAN, 382 (300 Series), 390 (300 Series), 390E BRAZILIAN, 390T, 393 (300 Italian Series), 396 (300 Series), 398 (300 Series), 399 (300 Series), 40B (Industrial Tractors), 40E (Industrial Tractors), 50 (Industrial Tractors), 50C (Industrial Tractors), 50D (Industrial Tractors), 50E (Industrial Tractors), 50EX (Industrial Tractors), 550 (500 Series), 565 (500 Series), 575 (500 Series), 590 (500 Series), 670 (600 Series), 675 (600 Series), 690 (600 Series), 698 (600 Series), 698T, 699 (600 Series)
169	Massey Ferguson	EOHDL5178	HYD. LIFT STAND PIPE LENGHT (249 MM) WITH RING FITTING	1869119M1		1004 (600 Series), 133 (100 Series), 135 (100 Series), 140 (100 Series), 148 (100 Series), 152 (100 Series), 165 (100 Series), 168 (100 Series), 175 (100 Series), 178 (100 Series), 185 (100 Series), 188 (100 Series), 20C (Industrial Tractors), 20D (Industrial Tractors), 20F (Industrial Tractors), 230 (200 Series), 230 US BUILT, 231 (200 Series), 235 (200 Series), 240 (200 Series), 245 (200 Series), 250 (200 Series), 253 (200 Series), 255 (200 Series), 261 (200 Series), 265 (200 Series), 270 (200 Series), 275 (200 Series), 285 (FR), 290 (200 Series), 290 US BUILT, 298 (200 Series), 30 (Industrial Tractors), 30B (Industrial Tractors), 30D (Industrial Tractors), 30E (Industrial Tractors), 31 (Industrial Tractors), 340 (300 Series), 342 (300 Series), 350 (300 Series), 352 (300 Series), 355 (300 Series), 360 (300 Series), 362 (300 Series), 365 (300 Series), 372 (300 Series), 375 (300 Series), 375E BRAZILIAN, 382 (300 Series), 390 (300 Series), 390E BRAZILIAN, 390T, 393 (300 Italian Series), 396 (300 Series), 398 (300 Series), 399 (300 Series), 40B (Industrial Tractors), 40E (Industrial Tractors), 50 (Industrial Tractors), 50C (Industrial Tractors), 50D (Industrial Tractors), 50E (Industrial Tractors), 50EX (Industrial Tractors), 550 (500 Series), 565 (500 Series), 575 (500 Series), 590 (500 Series), 670 (600 Series), 675 (600 Series), 690 (600 Series), 698 (600 Series), 698T, 699 (600 Series)



# HYDRAULIC PARTS



S.No.	TRACTOR NAME	EO REF NO.	PRODUCT	OEM NO.	PHOTO	MODEL NO.
170	Massey Ferguson	EOHDL5179	HYD. LIFT STAND PIPE LENGHT (317MM) WITH RING FITTING	898229M1		1004 (600 Series), 133 (100 Series), 135 (100 Series), 140 (100 Series), 148 (100 Series), 152 (100 Series), 165 (100 Series), 168 (100 Series), 175 (100 Series), 178 (100 Series), 185 (100 Series), 188 (100 Series), 20C (Industrial Tractors), 20D (Industrial Tractors), 20F (Industrial Tractors), 230 (200 Series), 230 US BUILT, 231 (200 Series), 235 (200 Series), 240 (200 Series), 245 (200 Series), 250 (200 Series), 253 (200 Series), 255 (200 Series), 261 (200 Series), 265 (200 Series), 270 (200 Series), 275 (200 Series), 285 (FR), 290 (200 Series), 290 US BUILT, 298 (200 Series), 30 (Industrial Tractors), 30B (Industrial Tractors), 30D (Industrial Tractors), 30E (Industrial Tractors), 31 (Industrial Tractors), 340 (300 Series), 342 (300 Series), 350 (300 Series), 352 (300 Series), 355 (300 Series), 360 (300 Series), 362 (300 Series), 365 (300 Series), 372 (300 Series), 375 (300 Series), 375E BRAZILIAN, 382 (300 Series), 390 (300 Series), 390E BRAZILIAN, 390T, 393 (300 Italian Series), 396 (300 Series), 398 (300 Series), 399 (300 Series), 40B (Industrial Tractors), 40E (Industrial Tractors), 50 (Industrial Tractors), 50C (Industrial Tractors), 50D (Industrial Tractors), 50E (Industrial Tractors), 50EX (Industrial Tractors), 550 (500 Series), 565 (500 Series), 575 (500 Series), 590 (500 Series), 590 (500 Series)
171	Massey Ferguson	EOHDL5180	HYD. PUMP CONTROL VALVE LEVER MF-135	897516M91		1200 (Articulated Series), 133 (100 Series), 135 (100 Series), 135 US BUILT, 140 (100 Series), 148 (100 Series), 150 (100 Series), 152 (100 Series), 165 (100 Series), 165 US BUILT, 168 (100 Series), 175 (100 Series), 175 US BUILT, 178 (100 Series), 180 (100 Series), 185 (100 Series), 188 (100 Series), 20 (Industrial Tractors), 20C (Industrial Tractors), 215, 230 (200 Series), 230 US BUILT, 235 (200 Series), 245 (200 Series), 255 (200 Series), 30 (Industrial Tractors), 31 (Industrial Tractors), 3165 (Industrial Tractors), 40 (Industrial Tractors), 50 (Industrial Tractors)
172	Massey Ferguson	EOHDL5181	HYD. PUMP CONTROL VALVE LEVER MF-245	1868471M91		1085 (1000 N.A. Series), 1200 (Articulated Series), 133 (100 Series), 135 (100 Series), 140 (100 Series), 148 (100 Series), 152 (100 Series), 165 (100 Series), 168 (100 Series), 175 (100 Series), 178 (100 Series), 185 (100 Series), 188 (100 Series), 20C (Industrial Tractors), 20D (Industrial Tractors), 20F (Industrial Tractors), 230 (200 Series), 230 US BUILT, 231 (200 Series), 235 (200 Series), 240 (200 Series), 245 (200 Series), 250 (200 Series), 253 (200 Series), 255 (200 Series), 261 (200 Series), 265 (200 Series), 270 (200 Series), 275 (200 Series), 285 (FR), 290 (200 Series), 290 US BUILT, 298 (200 Series), 30 (Industrial Tractors), 30B (Industrial Tractors), 30D (Industrial Tractors), 30E (Industrial Tractors), 31 (Industrial Tractors), 340 (300 Series), 342 (300 Series), 350 (300 Series), 352 (300 Series), 355 (300 Series), 360 (300 Series), 362 (300 Series), 365 (300 Series), 372 (300 Series), 375 (300 Series), 375E BRAZILIAN, 382 (300 Series), 390 (300 Series), 390E BRAZILIAN, 390T, 393 (300 Italian Series), 396 (300 Series), 398 (300 Series), 399 (300 Series), 40B (Industrial Tractors), 40E (Industrial Tractors), 50 (Industrial Tractors), 50C (Industrial Tractors), 50D (Industrial Tractors), 50E (Industrial Tractors), 50EX (Industrial Tractors), 550 (500 Series), 565 (500 Series), 575 (500 Series), 590 (500 Series), 670 (600 Series), 675 (600 Series), 690 (600 Series), 698 (600 Series), 698T, 699 (600 Series)
173	Massey Ferguson	EOHDL5182	HYD. PUMP CONTROL VALVE LEVER (CURVE TYPE) MF-245	3610175M91		230 (200 Series), 235 BRAZILIAN, 240 (200 Series), 243 (200 Series), 250 BRAZILIAN, 250X BRAZILIAN, 253 (200 Series), 265 BRAZILIAN, 265S (TR), 275 BRAZILIAN, 285S (TR), 290 BRAZILIAN, 292 BRAZILIAN, 295 BRAZILIAN, 296 BRAZILIAN, 297 BRAZILIAN, 298 BRAZILIAN, 299 BRAZILIAN, 340 (300 Series), 342 (300 Series), 350 (300 Series), 352 (300 Series), 355 (300 Series), 360 (300 Series), 362 (300 Series), 365 (300 Series), 372 (300 Series), 375 (300 Series), 375E BRAZILIAN, 382 (300 Series), 390 (300 Series), 390E BRAZILIAN, 390T, 396 (300 Series), 398 (300 Series), 399 (300 Series), 410 UZEL, 415 BRAZILIAN, 420 BRAZILIAN, 425 BRAZILIAN, 435 BRAZILIAN, 440 BRAZILIAN, 445 BRAZILIAN, 460 BRAZILIAN, 465 BRAZILIAN, 475 BRAZILIAN, 481 BRAZILIAN, 492 BRAZILIAN, 650 BRAZILIAN, 660 BRAZILIAN, 680 BRAZILIAN

S.No.	TRACTOR NAME	EO REF.NO.	PRODUCT	OEM NO.	PHOTO	MODEL NO.
174	Massey Ferguson	EOHDL5183	HYD. PUMP FILTER (STRAINER) MF-245	1660715M92 / 1687042M91		1085 (1000 N.A. Series), 1200 (Articulated Series), 133 (100 Series), 135 (100 Series), 140 (100 Series), 148 (100 Series), 152 (100 Series), 165 (100 Series), 168 (100 Series), 175 (100 Series), 178 (100 Series), 185 (100 Series), 188 (100 Series), 20C (Industrial Tractors), 20D (Industrial Tractors), 20F (Industrial Tractors), 230 (200 Series), 230 US BUILT, 231 (200 Series), 235 (200 Series), 240 (200 Series), 245 (200 Series), 250 (200 Series), 253 (200 Series), 255 (200 Series), 261 (200 Series), 265 (200 Series), 270 (200 Series), 275 (200 Series), 285 (FR), 290 (200 Series), 290 US BUILT, 298 (200 Series), 30 (Industrial Tractors), 30B (Industrial Tractors), 30D (Industrial Tractors), 30E (Industrial Tractors), 31 (Industrial Tractors), 340 (300 Series), 342 (300 Series), 350 (300 Series), 352 (300 Series), 355 (300 Series), 360 (300 Series), 362 (300 Series), 365 (300 Series), 372 (300 Series), 375 (300 Series), 375E BRAZILIAN, 382 (300 Series), 390 (300 Series), 390E BRAZILIAN, 390T, 393 (300 Italian Series), 396 (300 Series), 398 (300 Series), 399 (300 Series), 40B (Industrial Tractors), 40E (Industrial Tractors), 50 (Industrial Tractors), 50C (Industrial Tractors), 50D (Industrial Tractors), 50E (Industrial Tractors), 50EX (Industrial Tractors), 550 (500 Series), 565 (500 Series), 575 (500 Series), 590 (500 Series), 670 (600 Series), 675 (600 Series), 690 (600 Series), 698 (600 Series), 698T, 699 (600 Series), 765 (Pre 100 Series(1947-65)), FE35 (Pre 100 Series(1947-65))
175	Massey Ferguson	EOHDL5184	HYD. PUMP FILTER HOUSING COVER STEEL MF-245	1870807M1		MF 245
176	Massey Ferguson	EOHDL5185	HYD. PUMP FILTER HOUSING COVER STEEL (N/M) MF-245	3599748M91		MF 245
177	Massey Ferguson	EOHDL5186	RAM CYLINDER PISTON RING (SET OF 3) (76MM) MF-1035	184447M01 / 830741M91		Mf265, MF245
178	Massey Ferguson	EOHDL5187	RAM CYLINDER PISTON RING (SET OF 3) (79 MM) MF-1035	897564M01		Mf265, MF245
179	Massey Ferguson	EOHDL5188	HYD RESPONSE CONTROL ASSEMBLY	1661918M91		1200 (Articulated Series), 133 (100 Series), 135 (100 Series), 140 (100 Series), 148 (100 Series), 152 (100 Series), 165 (100 Series), 168 (100 Series), 175 (100 Series), 178 (100 Series), 185 (100 Series), 188 (100 Series), 20C (Industrial Tractors), 20D (Industrial Tractors), 20F (Industrial Tractors), 230 (200 Series), 230 US BUILT, 231 (200 Series), 235 (200 Series), 240 (200 Series), 245 (200 Series), 250 (200 Series), 253 (200 Series), 255 (200 Series), 261 (200 Series), 265 (200 Series), 270 (200 Series), 275 (200 Series), 285 (FR), 290 (200 Series), 290 US BUILT, 298 (200 Series), 30 (Industrial Tractors), 30B (Industrial Tractors), 30D (Industrial Tractors), 30E (Industrial Tractors), 31 (Industrial Tractors), 340 (300 Series), 342 (300 Series), 350 (300 Series), 352 (300 Series), 355 (300 Series), 360 (300 Series), 362 (300 Series), 365 (300 Series), 372 (300 Series), 375 (300 Series), 375E BRAZILIAN, 382 (300 Series), 390 (300 Series), 390E BRAZILIAN, 390T, 393 (300 Italian Series), 396 (300 Series), 398 (300 Series), 399 (300 Series), 40B (Industrial Tractors), 40E (Industrial Tractors), 50 (Industrial Tractors), 50C (Industrial Tractors), 50D (Industrial Tractors), 50E (Industrial Tractors), 50EX (Industrial Tractors), 550 (500 Series), 565 (500 Series), 575 (500 Series), 590 (500 Series), 670 (600 Series), 675 (600 Series), 690 (600 Series), 698 (600 Series), 698T, 699 (600 Series)

S.No.	TRACTOR NAME	EO REF NO.	PRODUCT	OEM NO.	PHOTO	MODEL NO.
180	Massey Ferguson	EOHDL5189	HYD. LIFT DRAFT CONTROL LINK ASSLY. WITH DRAFT CONTROL ROD MF-245	1660324M91		1200 (Articulated Series), 133 (100 Series), 135 (100 Series), 140 (100 Series), 148 (100 Series), 152 (100 Series), 165 (100 Series), 168 (100 Series), 175 (100 Series), 178 (100 Series), 185 (100 Series), 188 (100 Series), 20C (Industrial Tractors), 20D (Industrial Tractors), 20F (Industrial Tractors), 230 (200 Series), 230 US BUILT, 231 (200 Series), 235 (200 Series), 240 (200 Series), 245 (200 Series), 250 (200 Series), 253 (200 Series), 255 (200 Series), 261 (200 Series), 265 (200 Series), 270 (200 Series), 275 (200 Series), 285 (FR), 290 (200 Series), 290 US BUILT, 298 (200 Series), 30 (Industrial Tractors), 30B (Industrial Tractors), 30D (Industrial Tractors), 30E (Industrial Tractors), 31 (Industrial Tractors), 340 (300 Series), 342 (300 Series), 350 (300 Series), 352 (300 Series), 355 (300 Series), 360 (300 Series), 362 (300 Series), 365 (300 Series), 372 (300 Series), 375 (300 Series), 375E BRAZILIAN, 382 (300 Series), 390 (300 Series), 390E BRAZILIAN, 390T, 393 (300 Italian Series), 396 (300 Series), 398 (300 Series), 399 (300 Series), 40B (Industrial Tractors), 40E (Industrial Tractors), 50 (Industrial Tractors), 50C (Industrial Tractors), 50D (Industrial Tractors), 50E (Industrial Tractors), 50EX (Industrial Tractors), 550 (500 Series), 565 (500 Series), 575 (500 Series), 590 (500 Series), 670 (600 Series), 675 (600 Series), 690 (600 Series), 698 (600 Series), 698T, 699 (600 Series)
181	Massey Ferguson	EOHDL5190	RAM CYLINDER PISTON (93 MM) STD (1 GROOVE)	1883442		
182	Massey Ferguson	EOHDL5191	RAM CYLINDER PISTON (93 MM) STD (3 GROOVE)	1883442		
183	Massey Ferguson	EOHDL5192	HYD. LIFT PLUNGER SPRING MF.	182582M1 / 180998M1 / 1661755M2		MF-35-65-135-165-175-185-265-275-285-290-298-365-375-390
184	Massey Ferguson	EOHDL5195	HYD. LIFT CLEVIS ASSLY. MF-285	1863389		240, 255, 265, 285, 290, 298, 365, 375, 390, 398, 399, 560, 590, 675, 690
185	Massey Ferguson	EOHDL5196	HYD. PUMP WASHER FOR PLATE MF-245	1664589M1		265 BRAZILIAN, 275 BRAZILIAN, 283 BRAZILIAN, 290 BRAZILIAN, 292 BRAZILIAN, 297 BRAZILIAN, 298 BRAZILIAN, 299 BRAZILIAN, 375E BRAZILIAN, 390 BRAZILIAN, 415 BRAZILIAN, 425 BRAZILIAN, 435 BRAZILIAN, 440 BRAZILIAN, 445 BRAZILIAN, 460 BRAZILIAN, 465 BRAZILIAN, 475 BRAZILIAN, 481 BRAZILIAN, 492 BRAZILIAN

S.No.	TRACTOR NAME	EO REF.NO.	PRODUCT	OEM NO.	PHOTO	MODEL NO.
186	Massey Ferguson	EOHDL5197	HYD. LIFT PUMP ASSLY. MARK II (10 SPLINES) EXTRA DISTANCE PLATE FITTED PRESSURE 2800-3200 PSI	1684582M92 / 1869615M91		1200 (Articulated Series), 133 (100 Series), 135 (100 Series), 135 US BUILT, 140 (100 Series), 148 (100 Series), 150 (100 Series), 152 (100 Series), 165 (100 Series), 165 US BUILT, 168 (100 Series), 175 (100 Series), 175 US BUILT, 178 (100 Series), 180 (100 Series), 185 (100 Series), 188 (100 Series), 20 (Industrial Tractors), 20C (Industrial Tractors), 215, 230 (200 Series), 230 US BUILT, 235 (200 Series), 245 (200 Series), 255 (200 Series), 30 (Industrial Tractors), 31 (Industrial Tractors), 3165 (Industrial Tractors), 40 (Industrial Tractors), 50 (Industrial Tractors)
187	Massey Ferguson	EOHDL5198	HYD. LIFT PUMP ASSLY. MARK II (10 SPLINES) EXTRA DISTANCE PLATE FITTED PRESSURE 2800-3200 PSI	1684583M92		1200 (Articulated Series), 133 (100 Series), 135 (100 Series), 135 US BUILT, 140 (100 Series), 148 (100 Series), 150 (100 Series), 152 (100 Series), 165 (100 Series), 165 US BUILT, 168 (100 Series), 175 (100 Series), 175 US BUILT, 178 (100 Series), 180 (100 Series), 185 (100 Series), 188 (100 Series), 20 (Industrial Tractors), 20C (Industrial Tractors), 215, 230 (200 Series), 230 US BUILT, 235 (200 Series), 245 (200 Series), 255 (200 Series), 30 (Industrial Tractors), 31 (Industrial Tractors), 3165 (Industrial Tractors), 40 (Industrial Tractors), 50 (Industrial Tractors)
188	Massey Ferguson	EOHDL5199	HYD. LIFT PUMP ASSLY. WITH PRESSURE CONTROL UNIT (21 SPLINES) MARK III (CURVE TYPE LEVER)	3773700M92		1200 (Articulated Series), 133 (100 Series), 135 (100 Series), 140 (100 Series), 148 (100 Series), 152 (100 Series), 165 (100 Series), 168 (100 Series), 175 (100 Series), 178 (100 Series), 185 (100 Series), 188 (100 Series), 20C (Industrial Tractors), 20D (Industrial Tractors), 20F (Industrial Tractors), 230 (200 Series), 230 US BUILT, 231 (200 Series), 235 (200 Series), 240 (200 Series), 245 (200 Series), 250 (200 Series), 253 (200 Series), 255 (200 Series), 261 (200 Series), 265 (200 Series), 270 (200 Series), 275 (200 Series), 285 (FR), 290 (200 Series), 290 US BUILT, 298 (200 Series), 30 (Industrial Tractors), 30B (Industrial Tractors), 30D (Industrial Tractors), 30E (Industrial Tractors), 31 (Industrial Tractors), 340 (300 Series), 342 (300 Series), 350 (300 Series), 352 (300 Series), 355 (300 Series), 360 (300 Series), 362 (300 Series), 365 (300 Series), 372 (300 Series), 375 (300 Series), 375E BRAZILIAN, 382 (300 Series), 390 (300 Series), 390E BRAZILIAN, 390T, 393 (300 Italian Series), 396 (300 Series), 398 (300 Series), 399 (300 Series), 40B (Industrial Tractors), 40E (Industrial Tractors), 50 (Industrial Tractors), 50C (Industrial Tractors), 50D (Industrial Tractors), 50E (Industrial Tractors), 50EX (Industrial Tractors), 550 (500 Series), 565 (500 Series), 575 (500 Series), 590 (500 Series), 670 (600 Series), 675 (600 Series), 690 (600 Series), 698 (600 Series), 698T, 699 (600 Series)
189	Massey Ferguson	EOHDL5200	GEAR FORK BIG MF-241	4245958M93		MF 194
190	Massey Ferguson	EOHDL5201	HYD. LIFT ARM SHAFT (3 HOLE) (37 SPLINES)	184359M2 / 184359M91 / 353558X1		122 (100 Series), 35 Series, 35X, FE35, 65 Series, 765 Series, 700 Series, 800 Series
191	Massey Ferguson	EOHDL5202	HYD. LIFT ARM SHAFT (51 SPLINES) MF-240, 245	899149M3 / 897567M3		1004 (600 Series), 133 (100 Series), 135 (100 Series), 140 (100 Series), 148 (100 Series), 152 (100 Series), 165 (100 Series), 168 (100 Series), 175 (100 Series), 178 (100 Series), 185 (100 Series), 188 (100 Series), 20C (Industrial Tractors), 20D (Industrial Tractors), 20F (Industrial Tractors), 230 (200 Series), 230 US BUILT, 231 (200 Series), 235 (200 Series), 240 (200 Series), 245 (200 Series), 250 (200 Series), 253 (200 Series), 255 (200 Series), 261 (200 Series), 265 (200 Series), 270 (200 Series), 275 (200 Series), 285 (FR), 290 (200 Series), 290 US BUILT, 298 (200 Series), 30 (Industrial Tractors), 30B (Industrial Tractors), 30D (Industrial Tractors), 30E (Industrial Tractors), 31 (Industrial Tractors), 340 (300 Series), 342 (300 Series), 350 (300 Series), 352 (300 Series), 355 (300 Series), 360 (300 Series), 362 (300 Series), 365 (300 Series), 372 (300 Series), 375 (300 Series), 375E BRAZILIAN, 382 (300 Series), 390 (300 Series), 390E BRAZILIAN, 390T, 393 (300 Italian Series), 396 (300 Series), 398 (300 Series), 399 (300 Series), 40B (Industrial Tractors), 40E (Industrial Tractors), 50 (Industrial Tractors), 50C (Industrial Tractors), 50D (Industrial Tractors), 50E (Industrial Tractors), 50EX (Industrial Tractors), 550 (500 Series), 565 (500 Series), 575 (500 Series), 590 (500 Series), 670 (600 Series), 675 (600 Series), 690 (600 Series), 698 (600 Series), 698T, 699 (600 Series), 765 (Pre 100 Series(1947-65))

S.No.	TRACTOR NAME	EO REF NO.	PRODUCT	OEM NO.	PHOTO	MODEL NO.
192	Massey Ferguson	EOHDL5204	HYD. LIFT PUMP ASSLY. MF-399 (CURVE TYPE LEVER)	3701159M91		362, 365, 375, 390, 390T, 393, 394S, 396, 398, 399, 50E
193	Massey Ferguson	EOHDL5205	HYD. CAM ASSLY (HYD LINKAGE LEVER)	1661547M92		MF-245, 240)
194	Massey Ferguson	EOHDL5206	STAND PIPE (304 MM LENGTH)	190856M1		MF 35/135/65/165/765
195	Massey Ferguson	EOHDL5207	HYD. LIFT POSITION CONTROL LINK ASSLY. MF-1035	180993M91		MF-35
196	Massey Ferguson	EOHDL5208	HYD. LIFT DRAFT CONTROL LINK ASSLY. MF-1035	180983M91		MF-35
197	Massey Ferguson	EOHDL5209	HYD. LIFT POSITION CONTROL FORK MF-1035	190885M91		MF-35,65,765
198	Massey Ferguson	EOHDL5210	HYD. LIFT DRAFT CONTROL FORK MF-1035	190884M91		35 65 135 135 245
199	Massey Ferguson	EOHDL5211	LIFT LEVER & CAM ASSLY.	1869093M93		135, 150, 175, 230, 231, 235, 240, 240P, 245, 253, 255, 265, 270, 275, 283, 285, 290, 360, 362, 375, 383, 390, 390T, 392S, 670, 690
200	Massey Ferguson	EOHDL5212	LEVER SUPPORT BRACKET	1661617M91		Mf135
201	Massey Ferguson	EOHDL5213	HYD. PUMP COUPLING (21 SPLINES)	1868538M4 / 1868538M1		MF-240,245,265,275,285,290,298, 375,393,398,399,690,698
202	Massey Ferguson	EOHDL5214	HYD.PUMP COUPLING(10 SPLINES)	180926M1		MF-35









S.No.	TRACTOR NAME	EO REF.NO.	PRODUCT	OEM NO.	PHOTO	MODEL NO.
203	Massey Ferguson	EOHDL5215	GEAR SHIFT LEVER CUP WITH CHECK NUT	827690M1		133 (100 Series), 135 (100 Series), 135 GAS / 135 PETROL, 140 (100 Series), 145 (100 Series), 148 (100 Series), 152 (100 Series), 155 (100 Series), 158 (100 Series), 165 (100 Series), 20D (Industrial Tractors), 20E (Industrial Tractors), 230 (200 Series), 231 (200 Series), 235 (200 Series), 240 (200 Series), 245 (200 Series), 250 (200 Series), 30E (Industrial Tractors), 35 (Pre 100 Series(1947-65)), 35 GAS / 35 PETROL, 35X (200 Series), 65 (200 Series), 765 (200 Series), 835 (200 Series), 865 (200 Series)
204	Massey Ferguson	EOHDL5216	GEAR SHIFT LEVER CUP WITH CHECK NUT	827211M1.		Mf35, 285
205	Massey Ferguson	EOHDL5217	FRONT WHEEL HUB WITH CAP	826797M91		Mf35
206	Massey Ferguson	EOHDL5219	FRONT WHEEL HUB WITH CAP	886336M1/ 886337M1/ 886337M91		135 (100 Series), 135 GAS / 135 PETROL, 140 (140 Series), 148 (100 Series), 20 (Industrial Tractors), 20C (Industrial Tractors), 20D (Industrial Tractors), 230 (200 Series), 231 (200 Series), 235 (200 Series), 240 (200 Series), 245 (200 Series), 350 (200 Series), 340 (300 Series), 350 (300 Series), 355 (300 Series), 360 (300 Series), 362 (300 Series)
207	Massey Ferguson	EOHDL5220	RAM CYLINDER PISTON RING SET (79MM) (WHITE TEFNOL&RUBBER RING) (SET OF 2 PCS)	3761478M1/ 3761475M1		133 (100 Series), 135 (100 Series), 135 GAS / 135 PETROL, 140 (140 Series), 148 (100 Series), 20 (Industrial Tractors), 20C (Industrial Tractors), 20D (Industrial Tractors), 230 (200 Series), 231 (200 Series), 235 (200 Series), 240 (200 Series), 245 (200 Series), 250 (100 Series), 265 (100 Series), 282 (100 Series), 282 US BUILT, 40E (Industrial Tractors), 50 (Industrial Tractors), 550 (500 Series)
208	Massey Ferguson	EOHDL5221	RAM CYLINDER PISTON RING SET (85 MM)(WHITE TEFNOL& RUBBER RING) (SET OF 2 PCS)	3761477M1/ 3761474M1/ 1665684M91		133 (100 Series), 135 (100 Series), 135 GAS / 135 PETROL, 140 (140 Series), 148 (100 Series), 20 (Industrial Tractors), 20C (Industrial Tractors), 20D (Industrial Tractors), 230 (200 Series), 231 (200 Series), 235 (200 Series), 240 (200 Series), 245 (200 Series), 250 (100 Series), 265 (100 Series), 282 (100 Series), 282 US BUILT, 40E (Industrial Tractors), 50 (Industrial Tractors), 550 (500 Series)
209	Massey Ferguson	EOHDL522	RAM CYLINDER PISTON RING SET (93MM) (BLACK TEFNOL & RUBBER RING) (SET OF 2 PCS)	1693932M91		133 (100 Series), 135 (100 Series), 135 GAS / 135 PETROL, 140 (140 Series), 148 (100 Series), 20 (Industrial Tractors), 20C (Industrial Tractors), 20D (Industrial Tractors), 230 (200 Series), 231 (200 Series), 235 (200 Series), 240 (200 Series), 245 (200 Series), 250 (100 Series), 265 (100 Series), 282 (100 Series), 282 US BUILT, 40E (Industrial Tractors), 50 (Industrial Tractors), 550 (500 Series)
210	Massey Ferguson	EOHDL5223	RAM CYLINDER PISTON RING (93MM) STELL (SETOF 3 PCS)	897597M1		1080 (1000 N.A.), 1085 (1000 N.A.), 1200 (Articulated Series), 1250 (Articulated Series), 158 (100 Series), 168 (100 Series), 175 (100 Series), 178 (100 Series), 185 (100 Series), 188 (100 Series), 265 (200 Series), 275 (200 Series), 285 (FR), 285 US BUILT, 290 (200 Series), 30B (Industrial Tractors), 30D (Industrial Tractors), 375E BRAZILIAN, 390E BRAZILIAN, 40B (Industrial Tractors), 40E (Industrial Tractors), 50C (Industrial Tractors), 50E (Industrial Tractors), 50EX (Industrial Tractors), 565 (500 Series), 575 (500 Series), 590 (500 Series), 675 (600 Series), 690 (600 Series), 698 (600 Series), 698t, 699 (600 Series)








# HYDRAULIC PARTS



S.No.	TRACTOR NAME	EO REF NO.	PRODUCT	OEM NO.	PHOTO	MODEL NO.
211	Massey Ferguson	EOHDL5224	HYD. LIFT PUMP DOWEL & PIVOT	898937M1		165 (100 Series), 168 (100 Series), 175 (100 Series), 178 (100 Series), 178 US BUILT, 185 (100 Series), 188 (100 Series), 20F (Industrial Tractors), 230 (200 Series), 240 (200 Series), 250 (200 Series), 253 (200 Series), 261 (200 Series), 275 (200 Series), 283 (200 Series), 30B (Industrial Tractors), 30D (Industrial Tractors), 30E (Industrial Tractors), 31 (Industrial Tractors), 40 (Industrial Tractors), 40B (Industrial Tractors), 40E (Industrial Tractors), 50C (Industrial Tractors), 50D (Industrial Tractors), 50E (Industrial Tractors)
212	Massey Ferguson	EOHDL5225	HYD. LIFT POSITION CONTROL LINK ASSLY. MF-399	1690886m91		MF-240, 255, 265, 285, 290, 298, 365, 375, 390, 398, 399, 560, 590, 675, 690.
213	Massey Ferguson	EOHDL5226	HYD. LIFT DRAFT CONTROL LINK ASSLY WITH DRAFT CONTROL ROD MF-399	1690884M91		298 - 398 - 399 - 698 - 699 - 4260 - 4265 - 4270 - 4360 - 4365 - 4370
214	Massey Ferguson	EOHDL5227	HYD. LIFT HEAD QUADRANT ASSLY. MF- 1035	886549M2		IH 35,65,135,165, 444, Te20
215	Massey Ferguson	EOHDL5228	GEAR BOX INPUT HOUSING 8 SPEED SINGLE CLUTCH	714447M1 / 1860876M1 / 1693837M1 / 964903M91 / 1693833M91 / 1860890M91		135 (100 Series), 135 GAS/ 135 PETROL, 135 US BUILT, 148 (100 Series), 150 (100 Series), 165 (100 Series), 165 US BUILT, 168 (100 Series), 175 (100 Series), 175 US BUILT, 185 (100 Series), 188 (100 Series), 20 (Industrial Tractors), 20C, (Industrial Tractors), 20D (Industrial Tractors), 20F (Industrial Tractors), 230 (200 Series), 231 (200 Series), 235 (200 Series), 240 (200 Series), 245 (200 Series), 250 (200 Series), 253 (200 Series), 255 (200 Series), 261 (200 Series), 265 (200 Series), 270 (200 Series), 275 (200 Series), 282 (200 Series), 282 US BUILT, 283 (200 Series), 283 BRAZILIAN, 285 (FR), 290 (200 Series), 298 (200 Series), 30B (Industrial Tractors), 30D (Industrial Tractors), 30E (Industrial Tractors), 30H (Industrial Tractors), 360 (300 Series), 362 (300 Series), 375 (300 Series), 375E BRAZILIAN, 383 (300 Italian Series), 390 (300 Series), 390E BRAZILIAN, 390T, 393 (300 Italian Series), 396 (300 Series), 398 (300 Series), 399 (300 Series), 40B (Industrial Tractors), 40E (Industrial Tractors), 50C (Industrial Tractors), 50E (Industrial Tractors), 50EX (Industrial Tractors), 550 (500 Series), 565 (500 Series), 575 (500 Series), 590 (500 Series), 670 (600 Series), 675 (600 Series), 690 (600 Series), 690T, 699 (600 Series)
216	Massey Ferguson	EOHDL5229	GEAR BOX INPUT HOUSING MULTI POWER RETAINER	1860889M1 / 1885502M91		135 (100 Series), 135 GAS/ 135 PETROL, 135 US BUILT, 148 (100 Series), 150 (100 Series), 165 (100 Series), 165 US BUILT, 168 (100 Series), 175 (100 Series), 175 US BUILT, 185 (100 Series), 188 (100 Series), 20 (Industrial Tractors), 20C, (Industrial Tractors), 20D (Industrial Tractors), 20F (Industrial Tractors), 230 (200 Series), 231 (200 Series), 235 (200 Series), 240 (200 Series), 245 (200 Series), 250 (200 Series), 253 (200 Series), 255 (200 Series), 261 (200 Series), 265 (200 Series), 270 (200 Series), 275 (200 Series), 282 (200 Series), 282 US BUILT, 283 (200 Series), 283 BRAZILIAN, 285 (FR), 290 (200 Series), 298 (200 Series), 30B (Industrial Tractors), 30D (Industrial Tractors), 30E (Industrial Tractors), 30H (Industrial Tractors), 360 (300 Series), 362 (300 Series), 375 (300 Series), 375E BRAZILIAN, 383 (300 Italian Series), 390 (300 Series), 390E BRAZILIAN, 390T, 393 (300 Italian Series), 396 (300 Series), 398 (300 Series), 399 (300 Series), 40B (Industrial Tractors), 40E (Industrial Tractors), 50C (Industrial Tractors), 50E (Industrial Tractors), 50EX (Industrial Tractors), 550 (500 Series), 565 (500 Series), 575 (500 Series), 590 (500 Series), 670 (600 Series), 675 (600 Series), 690 (600 Series), 690T, 699 (600 Series)

S.No.	TRACTOR NAME	EO REF.NO.	PRODUCT	OEM NO.	PHOTO	MODEL NO.
218	Massey Ferguson	EOHDL5230	VALUE TAPPET	740671M1/ 31434163		1007 (Landini Series), 1014 (Landini Series), 1100 (1000 N.A. Series), 1105 (1000 N.A. Series), 1114 (Landini Series), 1130 (1000 N.A. Series), 1134 (Landini Series), 1135 (1000 N.A. Series), 1200 (Articulated Series), 1250 (Articulated Series), 165 (100 Series), 165 US BUILT, 168 (100 Series), 174 (Italian Series), 174C, 175 (100 Series), 175 US BUILT, 178 (100 Series), 184 (100 Italian Series), 185 (100 Series), 188 (100 Series), 194 (100 Italian Series), 194-4, 194c, 20 (Industrial Tractors), 240 (200 Series), 255 (200 Series), 261 (200 Series), 2620 (2000 Series), 2640 (2000 Series), 2645 (2000 Series), 265 (200 Series), 265 S (TR), 2675 (2000 Series), 2680 (2000 Series), 2685 (2000 Series), 2720 (2000 Series), 2725 (2000 Series), 274 (200 Series), 274C, 274SK, 275 (200 Series), 283 (200 Series), 284 (200 Series), 285 (FR), 285 US BUILT, 290 (200 Series), 290 BRAZILIAN, 290 US BUILT, 293 (200 Series), 294 (200 Series), 294C, 3050 (3000 Series), 3060 (3000 Series), 3065 (3000 Series), 307, 3070 (3000 Series), 3075 (3000 Series), 3080 (3000 Series), 3085 (3000 Series), 3090 (3000 Series), 3095 (3000 Series), 30D, (Industrial Tractors), 3115 (3000 Series), 3120 (3000 Series), 3125 (3000 Series), 3140 (3000 Series), 330, 3315 (3300/3400 Series), 3325 (3300/3400 Series), 3330 (3300/3400 Series), 3340 (3300/3400 Series), 3350 (3300/3400 Series), 3355 (3300/3400 Series), 3610 (3600 Series), 362 (300 Series), 3630 (3600 Series), 3635 (3600 Series), 3645 (3600 Series), 365 (300 Series), 3650 (3600 Series), 3655 (3600 Series), 372 (300 Series), 373 (300 Italian Series), 374 (300 Italian Series), 375 (300 Series), 375E BRAZILIAN, 376XCF, 377 (300 Italian Series), 382 (300 Series), 383 (300 Italian Series), 384 (300 Italian Series), 387 (300 Italian Series), 390(300 Series), 390E BRAZILIAN, 390T, 393 (300 Italian Series), 394 (300 Italian Series), 394C, 397 (300 Italian Series), 398 (300 Series), 399 (300 Series), 4225 (4200/4300 Series), 4235 (4200/4300 Series), 4245 (4200/4300 Series), 425 BRAZILIAN, 4255 (4200/4300 Series), 4260 (4200/4300 Series), 4265 (4200/4300 Series), 4270 (4200/4300 Series), 430 UZEL, 4325 (4200/4300 Series), 4335 (4200/4300 Series), 4345 (4200/4300 Series), 435 BRAZILIAN, 4355 (4200/4300 Series), 4365 (4200/4300 Series), 440 BRAZILIAN, 445 BRAZILIAN, 460 BRAZILIAN, 465 BRAZILIAN, 475 BRAZILIAN, 487, 50 (Industrial Tractors), 500, 506, 50B (Industrial Tractors), 50C (Industrial Tractors), 50D (Industrial Tractors), 50E (Industrial Tractors), 50EX (Industrial Tractors), 50H (Industrial Tractors), 50HX (Industrial Tractors), 510, 520, 525, 530, 5340 BRAZILIAN, 5355 BRAZILIAN, 5360 BRAZILIAN, 5425 (5400 Series), 5435 (5400 Series), 5460 (5400 Series), 560 (500 Series), 565 (500 Series), 575 (500 Series), 590 (500 Series), 6000, 60H (Industrial Tractors), 6120 (6100 Series), 6130 (6100 Series), 6140 (6100 Series), 6150 (6100 Series), 6160 (6100 Series), 6170 (6100 Series), 6180 (6100 Series), 6190 (6100 Series), 6235 (6200 Series), 6245 (6200 Series), 6255 (6200 Series), 6260 (6200 Series), 6265 (6200 Series), 6270 (6200 Series), 6280 (6200 Series), 6290 (6200 Series), 650 BRAZILIAN, 660 BRAZILIAN, 675 (600 Series) 680 BRAZILIAN, 690 (600 Series), 698T, 699 (600 Series), 750, 760, 8110 (8100 Series), 8120 (8100 Series), 8130 (8100 Series), 8140 (8100 Series), 8150 (8100 Series), 820 (Pre 100 Series(1947-65)), 8220 (8200 Series), 825 (Pre 100 Series(1947-65)), 830, 835 (Pre 100 Series(1947-65)), 840, 8925 (Telescopic Handlers), 8926 (Telescopic Handlers), 8937 (Telescopic Handlers), 8939 (Telescopic Handlers), 8947 (Telescopic Handlers)
219	Massey Ferguson	EOHDL5231	HYD. LIFT SIDE ARM (37 SPLINE)	713287M1/ 180910M1		135 (100 Series), 135 GAS/ 135 PETROL, 135 US BUILT, 202 (Industrial Tractors), 204 (Industrial Tractors), 2135 (Industrial Tractors), 35 (Pre 100 Series(1947-65)), 35 GAS/ 35 PETROL, 35 US BUILT, 35X (Pre 100 Series(1947-65)), 40 (Industrial Tractors), 65 (Pre 100 Series(1947-65)), TE20 (TE20 Series), TEA20 (TE20 Series), TED20 (TE20 Series), TEF20 (TE20 Series), TO20 (TE20 Series), TO30 (TE20 Series), TO35 (TE20 Series)
220	Massey Ferguson	EOHDL5232	HYD. LIFT RAM ARM (42 SPLINE)	180970M2		35(pre 100 series(1947-65)), 35 gas/35 petrol, 35x(pre 100 series(1947-65)), 40(industrial tractors), 65(pre 100 series(1947-65)), 765(pre 100 series(1947-65)), to35(te20 series).



# HYDRAULIC PARTS



S.No.	TRACTOR NAME	EO REF NO.	PRODUCT	OEM NO.	PHOTO	MODEL NO.
221	H.M.T (ZETOR)	EOHDL5233	PUSH GUIDE (VALVE TAPPETS)	95045090		
222	H.M.T (ZETOR)	EOHDL5234	DIFFERENTIAL VALVE ASSLY. H.M.T STD	2581030090		Z-809
223	H.M.T (ZETOR)	EOHDL5235	INNER CIRCUIT VALVE ASSLY. H.M.T. STD	95810590		
224	H.M.T (ZETOR)	EOHDL5236	OUTER CIRCUIT VALVE ASSLY. H.M.T. STD	95810390		
225	H.M.T (ZETOR)	EOHDL5237	SAFETY VALVE ASSLY. H.M.T. 5511/5911	67118018		
226	H.M.T (ZETOR)	EOHDL5238	REDUCTION VALVE BOLT	95814690		
227	H.M.T (ZETOR)	EOHDL5239	RAM CYLINDER H.M.T. 2511 (80.00 MM)	95802190		
228	H.M.T (ZETOR)	EOHDL5240	RAM CYLINDER HMT-3522 (82.50 MM)	95802590		
229	H.M.T (ZETOR)	EOHDL5241	SAFETY VALVE ASSLY. 2511/3511	95484590		
230	H.M.T (ZETOR)	EOHDL5242	OVER LOAD VALVE ASSLY. H.M.T. (145mm LENGTH)	55114621.9		
231	H.M.T (ZETOR)	EOHDL5243	OVER LOAD VALVE ASSLY. H.M.T (115mm LENGTH)	55114621.9		



# HYDRAULIC PARTS



S.No.	TRACTOR NAME	EO REF NO.	PRODUCT	OEM NO.	PHOTO	MODEL NO.
232	H.M.T (ZETOR)	EOHDL5244	RAM CYLINDER PISTON (80.00 MM) STD	958025.9		
233	H.M.T (ZETOR)	EOHDL5245	RAM CYLINDER PISTON (82.50 MM) STD	958025.9		
234	H.M.T (ZETOR)	EOHDL5246	TIMING GEAR SHAFT H.M.T.	95041290		
235	H.M.T (ZETOR)	EOHDL5247	DISTRIBUTOR ASSLY. H.M.T 2511/3511	2581000090		
236	H.M.T (ZETOR)	EOHDL5248	RAM CYLINDER WITH PISTON HMT-5911			
237	H.M.T (ZETOR)	EOHDL5249	RAM CYLINDER WITH PISTON HMT-5911			
238	H.M.T (ZETOR)	EOHDL5250	HYD. LIFT DISTRIBUTOR REPAIR KIT	15529599133		








# SPINDLE

S.No.	TRACTOR NAME	EO REF NO.	PRODUCT	OEM NO.	PHOTO	MODEL NO.	
1	MASSEY FERGUSON	EOATG5901	FRONT SPINDLE O/M RH A- 32MM, B-280MM, C- 31.75MM	180346M92 893414M91 897414M91		MF-TE20, TE20 A, TE20 D, TE20 F, TO20, 35, 35FE	
2	MASSEY FERGUSON	EOATG5902	FRONT SPINDLE O/M LH A- 32MM, B- 280MM, C- 31.75MM	180349M92 897415M91		MF-TE20, TE20 A, TE20 D, TE20F, TO20, 35, 35FE	
3	MASSEY FERGUSON	EOATG5903	FRONT SPINDLE RH N/M A- 32MM, B- 280MM, C-35MM	897236M94 713983M91		MF-35, 135, 165, 240, 245	
4	MASSEY FERGUSON	EOATG5904	FRONT SPINDLE LH N/M A- 32MM, B-280MM, C- 35MM	897237M94 713985M91		MF-35, 135, 165, 240, 245	
5	MASSEY FERGUSON	EOATG5905	FRONT SPINDLE RH A- 38MM, B- 260MM, C- 46MM	898221M95 898221M96		MF-165, 265, 275& 565	
6	MASSEY FERGUSON	EOATG5906	FRONT SPINDLE LH A- 38MM, B- 260MM, C- 46MM	898222M95 898222M96		MF-165, 265, 240, 275, 565	
7	MASSEY FERGUSON	EOATG5907	FRONT SPINDLE RH A- 38MM, B- 295MM, C- 35MM	897230M94		MF-165, 240, 250, 265, 275,	
8	MASSEY FERGUSON	EOATG5908	FRONT SPINDLE LH A- 38MM, B- 295MM, C- 35MM	897231M94		MF-165, 240, 250, 265, 275,	
9	MASSEY FERGUSON	EOATG5909	FRONT SPINDLE RHA- 38MM B- 352MM C- 35MM	897456M93			MF - 175, 178
10	MASSEY FERGUSON	EOATG5910	FRONT SPINDLE LHA- 38MM B- 352MM C- 35MM	897457M93			MF - 175, 178



# SPINDLE



S.No.	TRACTOR NAME	EO REF NO.	PRODUCT	OEM NO.	PHOTO	MODEL NO.
11	MASSEY FERGUSON	EOATG5911	FRONT SPINDLE RHA- 38MM B- 335MM C- 46MM	897475M95 897475M96		MF -165, 175, 185, 265, 275, 285, 290, 565, 575, 590, 675
12	MASSEY FERGUSON	EOATG5912	FRONT SPINDLE LHA- 38MM B- 335MM C- 46MM	897476M95 897476M96		
13	MASSEY FERGUSON	EOATG5913	FRONT SPINDLE SHAFT	180348M2		MF-35
14	MASSEY FERGUSON	EOATG5914	FRONT SPINDLE ARM (FORGING)	180350M1		MF-35, 240, 765
15	MASSEY FERGUSON	EOATG5915	FRONT SPINDLE ARM RH	898342M1 1860265M1		MF-165, 175, 185, 265, 275, 285, 290, 375, 390
16	MASSEY FERGUSON	EOATG5916	FRONT SPINDLE ARM LH	898343M1 1860264M1		MF-165, 175, 185, 265, 275, 285, 290, 375, 390















# STEERING PARTS









# STEERING PARTS



S.No.	TRACTOR NAME	EO REF NO.	PRODUCT	OEM NO.	PHOTO	MODEL NO.
1		EOSTR5001	STEERING BOX ASSY.RANE MODEL KEY SHAFT SMALLSHAFT SIZE - 535 MM FITTED	713858M91		MF - 35, 65, 240, 245, 765
		EOSTR5001	STEERING BOX ASSY. RANE MODEL KEY SHAFT BIG SHAFT SIZE - 567 MM FITTED	0011406491		MF - 35, 65, 240, 245, 765
		EOSTR5001	STEERING BOX ASSY. RANE MODEL SPLINE SHAFT SHAFT SIZE - 571 MM FITTED	713627M91		MF - 245, 240
		EOSTR5001	STEERING BOX ASSY. LONG WORM TYPE SHAFT LENGTH 689 MM FITTED	1675304M91		MF - 185
2		EOSTR5002	STEERING BOX ASSY SHORT WORM SHAFT LENGTH 642 MM FITTED			MF - 185
		EOSTR5002	STEERING BOX ASSY. SHAFT WITH MAIN NUT LENGTH 689 MM FITTED	1687020M92 1687020M91		MF -165, 185, 265, 275, 285, 290, 390
		EOSTR5002	STEERING BOX ASSY WITH MAIN NUT SHAFT LENGTH 642 MM FITTED			MF-285
3		EOSTR5003	STEERING BOX ONLY	1851998M3		MF-35, 65, 241, 245, 765
4		EOSTR5004	STEERING BOX ONLY	1853098M91 1853098M1		MF-165, 168, 175, 185, 265, 275, 285, 290
		EOSTR5004	STEERING BOX ONLY	3473253M91		MF-275, 290











S.No.	TRACTOR NAME	EO REF NO.	PRODUCT	OEM NO.	PHOTO	MODEL NO.
5		EOSTR5005	HYD. POWER ST. CYLINDER 'O' RING KIT	1606890M91		MF-165, 175, 185, 265, 275, 285, 290, 298, 690, MK-II
6		EOSTR5006	HYD. POWER STEERING CYLINDER PISTON SEAL	1605370M1 1749562M1		MF-165, 175, 185, 265, 275, 285, 290, 298, 590, 595, 690, 698
7		EOSTR5007	HYD. POWER STEERING ORBITAL ASSY.100CC12 SPLINE PRESSURE 140 BAR (2031 PSI)	1695444M91 3821548M91		MF-240, 365, 375, 390, 396, 398, 399
		EOSTR5007	HYD. POWER STEERING ORBITAL ASSY. 125CC	1696663M91		MF-375, 390, 398, 399
8		EOSTR5008	HYD. POWER STEERING ORBITAL ROTTER	N. P. N.		MF-240, 365, 375, 390
9		EOSTR5009	HYD. POWER STEERING ORBITAL CONTROL VALVE	N. P. N.		MF-240, 365, 375, 398, 399
10		EOSTR5010	HYD. POWER STEERING ORBITAL 'O' RING KIT	1810503M91 1810503M92		MF-240, 265, 275, 285, 290, 298, 365, 375, 390, 675, 690, 698
11		EOSTR5011	STEERING SHAFT WITH MAIN NUT ASSY. SMALL 537 MMKEY SHAFT	1850003M92		MF-35, 35X, 65, 240, 765
		EOSTR5011	STEERING SHAFT WITH MAIN NUT ASSY. BIG LENGTH 567MM KEY SHAFT	1867192M91		MF-35, 65, 135, 765
		EOSTR5011	STEERING SHAFT WITH MAIN NUT ASSY. LENGTH 574MM SPLINE SHAFT	1890727M91 2125683K1		MF-135, 235, 240, 245, 255


S.No.	TRACTOR NAME	EO REF NO.	PRODUCT	OEM NO.	PHOTO	MODEL NO.
12		EOSTR5012	STEERING SHAFT WITH MAIN NUT ASSY. LENGTH 642MM	165411M91 1675411M91 3473254M91		MF-260, 265, 275, 285, 290
		EOSTR5012	STEERING SHAFT WITH MAIN NUT ASSY. LENGTH 689 MM	3473254M1		MF-260, 265, 275, 285, 290
13		EOSTR5013	STEERING WORM SHAFTLENGTH 689 MM	1805743M91		MF-165, 168, 185, 188, 265, 275, 290
		EOSTR5013	STEERING WORM SHAFT LENGTH 642 MM			MF-165, 168, 185, 265, 275, 290
14		EOSTR5014	STEERING MAIN NUT ASSY.	1850003M92 1867192M91 2125624K1		MF-35, 135, 148
15		EOSTR5015	STEERING MAIN NUT ASSY.	1890727M91 2125584K01		MF-230, 240, 245
16		EOSTR5016	STEERING MAIN NUT ASSY.	347325491 1675411M91		MF-285
17		EOSTR5017	STEERING SECTOR PRIMARY/ MTWO PEG BALL FITTING TYPE	1850016M1 1861704M1		MF-35, 35X, FE35, 65, 135, 765
		EOSTR5017	STEERING SECTOR PRIMARY ONE SIDE PEG &ONE SIDE STEEL BALL FITTING	2125627K1		MF-35, 65, 765
		EOSTR5017	STEERING SECTOR PRIMARY ONE SIDE PEG &ONE SIDE STEEL BALL FITTING	1889567M1 2125587K01		MF-148, 240, 245



# STEERING PARTS













S.No.	TRACTOR NAME	EO REF NO.	PRODUCT	OEM NO.	PHOTO	MODEL NO.
18		EOSTR5018	STEERING SECTOR ROCKERZF	1806227M91 220007200		MF - 265, 275, 285
19		EOSTR5019	STEERING SECTOR ROCKER DINAMATIC	1853104M91 1805744M91		MF-165, 175, 185, 265, 275, 285, 290
20		EOSTR5020	STEERING SECTOR SECONDARY	1850017M1 2125588K1		MF-35, 135, 145, 155, 230 235, 240, 245, 255, 765, MKIII
21		EOSTR5021	STEERING DROP ARM PRIMARY RH	1850021M1 2125623K1		MF-35, 65, 765
22		EOSTR5022	STEERING DROP ARM	3473256M1 1853038M1		MF-185, 285
23		EOSTR5023	STEERING DROP ARM	1853138M1		MF-165, 178, 185, 265, 275, 285, 290
24		EOSTR5024	STEERING DROP ARM SECONDARY LH	1850022M1 2125622K1		MF-35, 65, 765
25		EOSTR5025	STEERING ARM UPPER (POWER STEERING)	898358M1 1671335M1		MF-165, 175, 185, 265, 290
26		EOSTR5026	STEERING ARM UPPER(MANUAL STEERING)	898354M1		MF- 165, 175, 185, 188, 265, 275, 285,
27		EOSTR5027	STEERING ARM MIDDLE(POWER STEERING)	1471699M92 898355M91		MF-165, 175, 185, 265, 275, 285, 290

S.No.	TRACTOR NAME	EO REF NO.	PRODUCT	OEM NO.	PHOTO	MODEL NO.
28		EOSTR5028	STEERING ARM LOWER SUITABLE FOR POWER & MANUAL STEERING	1676664M1 897923M1 897923M2		MF-165, 175, 185, 265, 275, 285, 290
29		EOSTR5029	POWER STEERING ARM SHAFT 342 MM	1676665M1 898359M2		MF - 165, 168, 175, 178, 185, 188, 265, 275, 285, 290
30		EOSTR5030	MANUAL STEERING ARM SHAFT 290 MM	1676666M1 898023M2		MF-165, 168, 175, 185, 265, 275, 285, 290
31		EOSTR5031	STEERING OUTER TUBE SMALL LENGTH 327 MM	899462M91		MF - 35, 135
		EOSTR5031	STEERING OUTER TUBE BIG	962370M91		MF-35, 65, 765
32		EOSTR5032	STEERING OUTER TUBE LENGTH 362MM	1863357M93 1863357M94		MF-135, 240
33		EOSTR5033	STEERING OUTER TUBE LENGTH 412 MM	1883132M91		MF-165, 175, 185
34		EOSTR5034	STEERING OUTER TUBE LENGTH 460 MM	1675413M91		MF-265, 275, 285
		EOSTR5034	STEERING OUTER TUBE LENGTH 460 MM	N. P. N.		MF-185, 285
35		EOSTR5036	STEERING BOX SIDE PLATE	1850040M1		MF- 35, 245
36		EOSTR5037	STEERING BOX SIDE PLATE	1853206M91		MF-165, 185, 265, 275, 285, 290



# STEERING PARTS



S.No.	TRACTOR NAME	EO REF NO.	PRODUCT	OEM NO.	PHOTO	MODEL NO.
37		EOSTR5038	STEERING BOX SIDE PLATE	3473263M1		MF - 285
38		EOSTR5039	STEERING OUTER TUBE COLUMN			MF-35, 65, 765
39		EOSTR5040	STEERING OUTER TUBE COLUMN			MF-35, 65, 135, 765
40		EOSTR5041	STEERING ARM CONNECTING PIN	182725M1		MF- 165, 168, 175, 185, 265, 275, 285290, 565, 575, 590, 675, 690, MKII
41		EOSTR5042	STEERING MAJOR REPAIR KITO/M	N. P. N.		MF-35, 65, 135, 240, 245, 765,
42		EOSTR5043	STEERING MAJOR REPAIR KITN/M	N. P. N.		MF-35, 65, 135, 240, 245, 765
43		EOSTR5044	STEERING MINOR REPAIR KIT (IMPORTED DEGREE TYPE)	N. P. N.		MF - 35, 65, 135, 240, 245, 765
44		EOSTR5045	STEERING COLUMN REPAIR KIT	13535X 1850031M1 1850032M1 1850033M1 1850034M1 1850053M1 1850053M91		MF-35, 35 X, 135, 230, 240, 250
45		EOSTR5046	STEERING BEARING	1850526M91		MF-65, 165, 175, 185, 188, 765
46		EOSTR5047	STEERING SECTOR BEARING ASSY.	1806227M91 1805744M91		MF-165, 175, 185, 265, 275, 285, 290












S.No.	TRACTOR NAME	EO REF NO.	PRODUCT	OEM NO.	PHOTO	MODEL NO.
47		EOSTR5048	STEERING SECTOR BEARING GUIDE.	1806227M91		MF-165, 175, 185, 265, 275, 285, 290
48		EOSTR5049	STEERING SECTOR BUSH	1850018M1 2125583K1		MF-35
49		EOSTR5050	STEERING SECTOR BUSH	EOATG5031		MF-165, 185, 265, 285
50		EOSTR5051	STEERING SECTOR BUSH	1850517M1		MF-285
51		EOSTR5052	STEERING SHAFT BUSH	1853112M1		MF-165, 175, 185, 265, 275, 285, 290
52		EOSTR5053	STEERING TOP RUBBER BUSH	1853210M1		MF-185
53		EOSTR5054	STEERING TOP RUBBER BUSH	1675418MM		MF-285
54		EOSTR5055	STEERING ARM BUSH	190560M1		MF-165, 175, 185, 265, 275, 285, 290 565, 575, 590, 690
55		EOSTR5056	STEERING CONE BIG	1850031M1 2125592K1		MF-35, 135, 240, 245, 765
56		EOSTR5057	STEERING CONE SMALL	1850032M1 2125582K1		MF-35, 135, 240, 245, 765



# STEERING PARTS





S.No.	TRACTOR NAME	EO REF NO.	PRODUCT	OEM NO.	PHOTO	MODEL NO.
57		EOSTR5058	STEERING PEG BALL O/M	1850026M1 1866904M1		MF-35, 135
58		EOSTR5059	STEERING PEG BALL N/M	1861083M1 2125589K1		MF-35, 245
59		EOSTR5060	STEERING PEG BALL SHIM O/M	1850029M1		MF-35, 135
		EOSTR5060	STEERING PEG BALL SHIM N/M	1866905M1 2125619K1		MF-35, 35X, 65, 135, 145, 240, 245, 250, 255, 260
60		EOSTR5061	STEERING PEG BALL LOCK	1850030M1 2125611K1		MF-35, 135, 145, 240, 245, 250, 255, 260
61		EOSTR5062	STEERING PEG BALL GOLI 1/2" DIA	021706002 2125615K1		MF-35, 240, 245, 765
62		EOSTR5063	STEERING DOUBLE LOCK WASHER	1850053M91 2125610K1		MF-35, 65, 240, 245, 765
63		EOSTR5064	STEERING BALL BIG 3/8" (SET OF 12)	13535 X 2125614K1		MF-35, 65, 135, 240, 245, 765
64		EOSTR5065	STEERING BALL SMALL 5/16" (SET OF 28)	2971 X 2125613K1		MF-35, 65, 135, 240, 245, 765
65		EOSTR5066	STEERING SIDE PLUG	1850024M1 21212012 2125612 K1		MF-35, 65, 135, 240, 245, 765



# STEERING PARTS



S.No.	TRACTOR NAME	EO REF NO.	PRODUCT	OEM NO.	PHOTO	MODEL NO.
67		EOSTR5067	STEERING U PIPE SET	185008M1 2125625K1		MF-35, 65, 135, 240, 245, 7.65
		EOSTR5067	STEERING U PIPE SET	220013095 2125585K1		MF-35, 65, 240, 245, 765
68		EOSTR5068	STEERING U PIPE CLIP	2125586K1		MF-35, 135, 240, 245

# We Export to:




• AFGHANISTAN



• ALGERIA



• AUSTRALIA



• BANGLADESH



• BOTSWANA



• BRAZIL



• EGYPT



• GHANA



• INDONESIA



• IRAN



• ITALY



• KENYA



• MEXICO



• MOZAMBIQUE



• NAMIBIA



• SINGAPORE



• SOUTH AFRICA



• SRI LANKA



• SUDAN



• SYRIA



• TURKEY



• U.A.E.



• U.S.A.



• UGANDA



• UKRAINE



• UNITED KINGDOM



• ZIMBABWE



# EMPIRE WORLD INC

A unit of Empire Trading

*Manufacturing & Trading Co.*

---

**Regd. Office :** Khasra No. 2341, Sector-5 Road, Celebration Party Point,  
Gurugram-122001 Haryana (INDIA)  
Phone : +91 9810138100, +91 8800822090  
E-mail : [empireoverseas@rediffmail.com](mailto:empireoverseas@rediffmail.com), [rajiv.autosparesdirect@gmail.com](mailto:rajiv.autosparesdirect@gmail.com)  
Website : [www.empiretrading.in](http://www.empiretrading.in)